


STATEMENT OF APPROPRIATIONS, ALLOTMENTS, OBLIGATIONS, DISBURSEMENTS AND BALANCES
As of the Quarter Ending June 30, 2018

Department: Department of Budget and Management (DBM)
Agency: Government Procurement Policy Board-Technical Support Office
Operating Unit: N/A
Organization Code (UACS): 060020000000
Fund Cluster: 01 - Regular Agency Fund

Authorization: 01 - Current Year Appropriations
Report Status: SUBMITTED

Particulars	UACS CODE	Appropriation			Allotments					Current Year Obligations					Current Year Disbursements					Balances																								
		Authorized Appropriation	Adjustments (Transfer To)/From, Realignment	Adjusted Appropriations	Allotments Received	Adjustments (Withdrawal, Realignment)	Transfer To	Transfer From	Adjusted Total Allotments	1st Quarter Ending March 31	2nd Quarter Ending June 30	3rd Quarter Ending Sept. 30	4th Quarter Ending Dec. 31	Total	1st Quarter Ending March 31	2nd Quarter Ending June 30	3rd Quarter Ending Sept. 30	4th Quarter Ending Dec. 31	Total	Unreleased Appropriations	Unobligated Allotment	Unpaid Obligations (15-20) = (23+24)																						
1	2	3	4	5=(3+4)	6	7	8	9	10=(8+9)	11	12	13	14	15= (11+12+13+14)	16	17	18	19	20= (16+17+18+19)	21=(5-10)	22=(10-15)	23	24																					
I. Agency Specific Budget																																												
Specific Budgets of National Government Agencies		0110101																																										
General Administration and Support		10000000000000	21,655,000.00		21,655,000.00	21,655,000.00			21,655,000.00	3,292,891.07	3,821,304.74			7,114,195.81	3,221,969.52	3,839,193.29			7,981,161.81		14,540,804.19		57,034.00																					
General management and supervision		100000100001000	21,655,000.00		21,655,000.00	21,655,000.00			21,655,000.00	2,292,891.07	3,821,304.74			7,114,195.81	3,221,968.52	3,839,193.29			7,981,161.81		14,540,804.19		53,034.00																					
PS			10,698,000.00		10,698,000.00	10,698,000.00			10,698,000.00	1,867,595.32	2,722,867.12			4,710,462.44	1,969,706.77	2,740,755.67			4,710,462.44		5,987,537.56																							
MOOE			7,657,000.00		7,657,000.00	7,657,000.00			7,657,000.00	1,305,295.75	1,098,437.62			2,403,733.37	1,252,261.75	1,098,437.62			2,403,733.37		5,252,268.83		53,034.00																					
CO			3,300,000.00		3,300,000.00	3,300,000.00			3,300,000.00												3,300,000.00																							
Support to Operations		2000000000000000	3,685,000.00		3,685,000.00	3,685,000.00			3,685,000.00	561,624.91	766,904.31			1,328,529.22	561,624.91	766,904.31			1,328,529.22		2,396,470.78																							
Information and communications technology systems services		200000100001000	3,685,000.00		3,685,000.00	3,685,000.00			3,685,000.00	561,624.91	766,904.31			1,328,529.22	561,624.91	766,904.31			1,328,529.22		2,396,470.78																							
PS			2,163,000.00		2,163,000.00	2,163,000.00			2,163,000.00	556,593.31	766,904.31			1,325,497.62	556,593.31	766,904.31			1,325,497.62		827,502.38																							
MOOE			1,522,000.00		1,522,000.00	1,522,000.00			1,522,000.00	3,031.60				3,031.60					3,031.60		1,518,968.40																							
Operations		3000000000000000	223,132,000.00		223,132,000.00	223,132,000.00			223,132,000.00	5,018,555.16	5,267,224.73			10,285,779.89	4,944,508.22	5,297,709.10			10,242,217.32		212,946,220.11		43,562.57																					
OO - Efficient Government Operations		3100000000000000	223,132,000.00		223,132,000.00	223,132,000.00			223,132,000.00	5,018,555.16	5,267,224.73			10,285,779.89	4,944,508.22	5,297,709.10			10,242,217.32		212,846,220.11		43,562.57																					
PROCUREMENT POLICY ADVISORY AND TECHNICAL SUPPORT PROGRAM		3101000000000000	223,132,000.00		223,132,000.00	223,132,000.00			223,132,000.00	5,018,555.16	5,267,224.73			10,285,779.89	4,944,508.22	5,297,709.10			10,242,217.32		212,846,220.11		43,562.57																					
Technical and administrative support to the Government Procurement Policy Board thru Legal and Research, Capacity Development and Performance Monitoring Services		310100100001000	223,132,000.00		223,132,000.00	223,132,000.00			223,132,000.00	5,018,555.16	5,267,224.73			10,285,779.89	4,944,508.22	5,297,709.10			10,242,217.32		212,846,220.11		43,562.57																					
PS			14,171,000.00		14,171,000.00	14,171,000.00			14,171,000.00	2,652,436.81	3,498,092.87			6,151,928.68	2,779,791.87	3,528,597.24			6,109,078.32		8,019,078.32		43,562.57																					
MOOE			8,961,000.00		8,961,000.00	8,961,000.00			8,961,000.00	2,364,716.35	1,769,141.86			4,131,658.21	2,164,716.35	1,769,141.86			4,131,658.21		4,827,141.79																							
CO			209,000,000.00		209,000,000.00	209,000,000.00			209,000,000.00												209,000,000.00																							
Sub-Total, Agency-Specific			248,472,000.00		248,472,000.00	248,472,000.00			248,472,000.00	8,873,071.14	9,855,433.76			18,728,504.92	8,728,101.65	9,903,806.70			18,631,908.34		220,743,495.08		53,034.00																					
PS			27,032,000.00		27,032,000.00	27,032,000.00			27,032,000.00	5,200,027.44	6,987,854.30			12,187,881.74	5,109,991.99	7,036,227.22			12,144,319.17		14,844,111.26		43,562.57																					
MOOE			18,140,000.00		18,140,000.00	18,140,000.00			18,140,000.00	3,673,043.70	2,867,579.45			6,540,623.18	3,620,009.70	2,867,579.48			6,487,589.18		11,599,376.82		53,034.00																					
Fin Ex																																												
CO			203,300,000.00		203,300,000.00	203,300,000.00			203,300,000.00												203,300,000.00																							
II. Automatic Appropriations																																												
Retirement and Life Insurance Premiums		01104102																																										
General Administration and Support		1000000000000000	852,000.00		852,000.00	852,000.00			852,000.00	214,831.44	220,692.96			435,524.40	214,831.44	220,692.96			435,524.40		416,475.60																							
General management and supervision		100000100001000	852,000.00		852,000.00	852,000.00			852,000.00	214,831.44	220,692.96			435,524.40	214,831.44	220,692.96			435,524.40		416,475.60																							
PS			852,000.00		852,000.00	852,000.00			852,000.00	214,831.44	220,692.96			435,524.40	214,831.44	220,692.96			435,524.40		416,475.60																							
Support to Operations		2000000000000000	207,000.00		207,000.00	207,000.00			207,000.00	63,111.96	63,111.96			126,223.92	63,111.96	63,111.96			126,223.92		80,776.08																							
Information and communications technology systems services		200000100001000	207,000.00		207,000.00	207,000.00			207,000.00	63,111.96	63,111.96			126,223.92	63,111.96	63,111.96			126,223.92		80,776.08																							
PS			207,000.00		207,000.00	207,000.00			207,000.00	63,111.96	63,111.96			126,223.92	63,111.96	63,111.96			126,223.92		80,776.08																							
Operations		3000000000000000	1,343,000.00		1,343,000.00	1,343,000.00			1,343,000.00	291,523.21	301,957.74			593,480.95	291,523.21	301,957.74			593,480.95		749,519.05																							
OO - Efficient Government Operations		3100000000000000	1,343,000.00		1,343,000.00	1,343,000.00			1,343,000.00	291,523.21	301,957.74			593,480.95	291,523.21	301,957.74			593,480.95		749,519.05																							
PROCUREMENT POLICY ADVISORY AND TECHNICAL SUPPORT PROGRAM		3101000000000000	1,343,000.00		1,343,000.00	1,343,000.00			1,343,000.00	291,523.21	301,957.74			593,480.95	291,523.21	301,957.74			593,480.95		749,519.05																							
Technical and administrative support to the Government Procurement Policy Board thru Legal and Research, Capacity Development and Performance Monitoring Services		310100100001000	1,343,000.00		1,343,000.00	1,343,000.00			1,343,000.00	291,523.21	301,957.74			593,480.95	291,523.21	301,957.74			593,480.95		749,519.05																							
PS			1,343,000.00		1,343,000.00	1,343,000.00			1,343,000.00	291,523.21	301,957.74			593,480.95	291,523.21	301,957.74			593,480.95		749,519.05																							
Sub-Total, Automatic Appropriations			2,402,000.00		2,402,000.00	2,402,000.00			2,402,000.00	569,466.61	585,762.96			1,155,229.27	569,466.61	585,762.66			1,155,229.27		1,241,770.73																							
PS			2,402,000.00		2,402,000.00	2,402,000.00			2,402,000.00	569,466.61	585,762.96			1,155,229.27	569,466.61	585,762.66			1,155,229.27		1,241,770.73																							
MOOE																																												
Fin Ex																																												
CO																																												
III. Special Purpose Fund																																												
Pension and Gratuity Fund		01101407																																										
Purpose		4000000000000000	226,335.00		226,335.00	226,335.00			226,335.00	226,335.00	226,335.00			226,335.00	226,335.00	226,335.00			226,335.00		226,335.00																							
Pension and Gratuity Fund		4008000000000000	226,335.00		226,335.00	226,335.00			226,335.00	226,335.00	226,335.00			226,335.00	226,335.00	226,335.00			226,335.00		226,335.00																							
For payment of retirement and terminal leave benefits		4008000000000000	5,121.50		5,121.50	5,121.50			5,121.50	5,121.50	5,121.50			5,121.50	5,121.50	5,121.50			5,121.50		5,121.50																							
PS			5,121.50		5,121.50	5,121.50			5,121.50	5,121.50	5,121.50			5,121.50	5,121.50	5,121.50			5,121.50		5,121.50																							
For payment of monetization of leave credits		4008000000000000	221,213.50		221,213.50	221,213.50			221,213.50	221,213.50	221,213.50																																	


Certified Correct:


MILA C. MANALASTAS
~~Supervising Administrative Officer~~
Budget Officer
Date: 09/Jul/2018

Certified Correct:


KRISTINE DALE T. CORPUZ
~~Accountant III~~
Chief Accountant
Date:

Recommended By:


ELMIRA S. CRUZ-CAISIDO
~~Deputy Executive Director IV~~
Date: 09/Jul/2018

Approved By:


DENNIS S. SANTIAGO
~~Executive Director V~~
Date: 09/Jul/2018

This report was generated using the Unified Reporting System on 09/07/2018 16:54

SUMMARY OF APPROPRIATIONS, ALLOTMENTS, OBLIGATIONS AND BALANCES BY OBJECT OF EXPENDITURES
As of the Quarter Ending June 30, 2018

Department: Department of Budget and Management (DBM)
Agency: Government Procurement Policy Board-Technical Support Office
Operating Unit: N/A
Organization Code (UACS): 060020000000
Fund Cluster: 01 - Regular Agency Fund

Authorization: 01 - Current Year Appropriations
Report Status: SUBMITTED

Particulars	UACS CODE	Appropriation		Allotments					Current Year Obligations				Current Year Disbursements				Balances							
		Authorized Appropriation	Adjustments (Transfer To)/From, Realignment	Adjusted Appropriations	Allotments Received	Adjustments (Withdrawal, Realignment)	Transfer To	Transfer From	Adjusted Total Allotments	1st Quarter Ending March 31	2nd Quarter Ending June 30	3rd Quarter Ending Sept 30	4th Quarter Ending Dec. 31	Total	1st Quarter Ending March 31	2nd Quarter Ending June 30	3rd Quarter Ending Sept 30	4th Quarter Ending Dec. 31	Total	Unreleased Appropriations	Unobligated Allotment	Unpaid Obligations (15-20) = (23+24)		
1	2	3	4	5=(3+4)	6	7	8	9	10=(6+7+8+9)	11	12	13	14	15=(11+12+13+14)	16	17	18	19	20=(16+17+18+19)	21=(5-16)	22=(10-15)	23	24	
Agency Specific Budget																								
Specific Budgets of National Government Agencies	01101101	248,472,000.00	(.00)	248,472,000.00	248,472,000.00	(.00)			248,472,000.00	8,873,071.14	6,855,433.76			18,728,504.92	8,728,101.65	9,903,806.70			18,631,908.26			229,743,495.08	43,562.57	53,034.00
Personnel Services		27,032,000.00	(.00)	27,032,000.00	27,032,000.00	(.00)			27,032,000.00	5,200,027.44	6,987,854.30			12,187,881.74	5,106,091.95	7,036,227.22			12,144,319.17			14,844,118.26	43,562.57	
Salaries and Wages	501010000	21,205,000.00		21,205,000.00	21,205,000.00				21,205,000.00	4,759,517.42	4,738,061.11			9,497,578.53	4,667,581.03	4,785,434.03			9,454,015.06			11,707,421.47	43,562.57	
Salaries and Wages - Regular	501010100	20,011,000.00		20,011,000.00	20,011,000.00				20,011,000.00	4,759,517.42	4,738,061.11			9,497,578.53	4,667,581.03	4,785,434.03			9,454,015.06			10,513,421.47	43,562.57	
Basic Salary - Civilian	501010101	20,011,000.00		20,011,000.00	20,011,000.00				20,011,000.00	4,759,517.42	4,738,061.11			9,497,578.53	4,667,581.03	4,785,434.03			9,454,015.06			10,513,421.47	43,562.57	
Salaries and Wages - Casual/Contractual	501010200	1,194,000.00		1,194,000.00	1,194,000.00				1,194,000.00										1,194,000.00			1,194,000.00		
Salaries and Wages - Casual/Contractual	501010200	1,194,000.00		1,194,000.00	1,194,000.00				1,194,000.00										1,194,000.00			1,194,000.00		
Other Compensation	501020000	5,555,000.00	(3,409.00)	5,521,591.00	5,521,591.00	(3,409.00)			5,521,591.00	328,216.39	2,141,216.86			2,469,433.25	328,216.39	2,141,216.86			2,469,433.25			3,052,157.75		
Personal Economic Relief Allowance (PERA)	501020100	792,000.00		792,000.00	792,000.00				792,000.00	198,363.63	198,363.63			396,727.26	198,363.63	198,363.63			396,727.26			396,727.26		
PERA - Civilian	501020101	792,000.00		792,000.00	792,000.00				792,000.00	198,363.63	198,363.63			396,727.26	198,363.63	198,363.63			396,727.26			396,727.26		
Representation Allowance (RA)	501020200	420,000.00		420,000.00	420,000.00				420,000.00	102,000.00	102,000.00			204,000.00	102,000.00	102,000.00			204,000.00			216,000.00		
Representation Allowance - (RA)	501020200	420,000.00		420,000.00	420,000.00				420,000.00	102,000.00	102,000.00			204,000.00	102,000.00	102,000.00			204,000.00			216,000.00		
Transportation Allowance (TA)	501020300	420,000.00	(101,050.99)	318,949.01	420,000.00	(101,050.99)			318,949.01	15,000.00	15,000.00			30,000.00	15,000.00	15,000.00			30,000.00			288,949.01		
Transportation Allowance (TA)	501020301	420,000.00	(101,050.99)	318,949.01	420,000.00	(101,050.99)			318,949.01	15,000.00	15,000.00			30,000.00	15,000.00	15,000.00			30,000.00			288,949.01		
Clothing/Uniform Allowance	501020400	165,000.00		165,000.00	165,000.00				165,000.00					198,000.00					198,000.00			198,000.00		
Clothing/Uniform Allowance - Civilian	501020401	165,000.00		165,000.00	165,000.00				165,000.00					198,000.00					198,000.00			198,000.00		
Overtime and Night Pay	501021300	33,641.99		33,641.99	33,641.99				33,641.99	12,852.76	20,789.23			33,641.99	12,852.76	20,789.23			33,641.99			33,641.99		
Overtime Pay	501021301	33,641.99		33,641.99	33,641.99				33,641.99	12,852.76	20,789.23			33,641.99	12,852.76	20,789.23			33,641.99			33,641.99		
Year End Bonus	501021400	1,668,000.00		1,668,000.00	1,668,000.00				1,668,000.00													1,668,000.00		
Bonus - Civilian	501021401	1,668,000.00		1,668,000.00	1,668,000.00				1,668,000.00													1,668,000.00		
Cash Gift	501021500	165,000.00		165,000.00	165,000.00				165,000.00													165,000.00		
Cash Gift - Civilian	501021501	165,000.00		165,000.00	165,000.00				165,000.00													165,000.00		
Other Bonuses and Allowances	501028900	1,926,000.00		1,926,000.00	1,926,000.00				1,926,000.00	1,607,064.00				1,607,064.00		1,607,064.00			1,607,064.00			318,936.00		
Productivity Enhancement Incentive - Civilian	501029901	165,000.00		165,000.00	165,000.00				165,000.00													165,000.00		
Mid-Year Bonus - Civilian	501029903	1,668,000.00		1,668,000.00	1,668,000.00				1,668,000.00	1,535,064.00				1,535,064.00		1,535,064.00			1,535,064.00			132,936.00		
Anniversary Bonus - Civilian	501029908	93,000.00		93,000.00	93,000.00				93,000.00	72,000.00				72,000.00		72,000.00			72,000.00			21,000.00		
Personnel Benefit Contributions	501030000	221,000.00		221,000.00	221,000.00				221,000.00	66,569.63	67,891.33			134,460.96	66,569.63	67,891.33			134,460.96			84,578.04		
Pay-BIG Contributions	501030200	40,000.00		40,000.00	40,000.00				40,000.00	10,100.00	10,100.00			20,200.00	10,100.00	10,100.00			20,200.00			19,900.00		
Pay-BIG - Civilian	501030201	40,000.00		40,000.00	40,000.00				40,000.00	10,100.00	10,100.00			20,200.00	10,100.00	10,100.00			20,200.00			19,900.00		
PhilHealth Contributions	501030300	141,000.00		141,000.00	141,000.00				141,000.00	48,569.63	47,691.33			96,260.96	48,569.63	47,691.33			96,260.96			44,739.04		
PhilHealth - Civilian	501030301	141,000.00		141,000.00	141,000.00				141,000.00	48,569.63	47,691.33			96,260.96	48,569.63	47,691.33			96,260.96			44,739.04		
Employees Compensation Insurance Premiums (ECIP)	501030400	40,000.00		40,000.00	40,000.00				40,000.00	9,900.00	10,200.00			20,100.00	9,900.00	10,200.00			20,100.00			19,900.00		
ECIP - Civilian	501030401	40,000.00		40,000.00	40,000.00				40,000.00	9,900.00	10,200.00			20,100.00	9,900.00	10,200.00			20,100.00			19,900.00		
Other Personnel Benefits	501040000	50,000.00	34,409.00	84,409.00	50,000.00	34,409.00			84,409.00	43,724.00	40,885.00			84,409.00	43,724.00	40,885.00			84,409.00			84,409.00		
Other Personnel Benefits	501049900	50,000.00	34,409.00	84,409.00	50,000.00	34,409.00			84,409.00	43,724.00	40,885.00			84,409.00	43,724.00	40,885.00			84,409.00			84,409.00		
Lump-sum for Step Increments - Length of Service	501049910	50,000.00	34,409.00	84,409.00	50,000.00	34,409.00			84,409.00	43,724.00	40,885.00			84,409.00	43,724.00	40,885.00			84,409.00			84,409.00		
Maintenance and Other Operating Expenses		18,140,000.00		18,140,000.00	18,140,000.00				18,140,000.00	3,673,043.70	2,867,579.48			6,540,623.18	3,620,009.70	2,867,579.48			6,487,589.18			11,599,376.82		53,034.00
Traveling Expenses	502010000	1,617,000.00		1,617,000.00	1,617,000.00				1,617,000.00	267,190.99	181,335.13			453,526.12	267,190.99	181,335.13			453,526.12			1,163,473.88		
Traveling Expenses - Local	502010100	740,000.00		740,000.00	740,000.00				740,000.00	86,499.13	182,803.92			269,363.05	86,499.13	182,803.92			269,363.05			470,636.95		
Traveling Expenses - Local	502010100	740,000.00		740,000.00	740,000.00				740,000.00	86,499.13	182,803.92			269,363.05	86,499.13	182,803.92			269,363.05			470,636.95		
Traveling Expenses - Foreign	502010200	877,000.00		877,000.00	877,000.00				877,000.00	180,691.86	3,471.21			184,163.07	180,691.86	3,471.21			184,163.07			692,836.93		
Traveling Expenses - Foreign	502010200	877,000.00		877,000.00	877,000.00				877,000.00	180,691.86	3,471.21			184,163.07	180,691.86	3,471.21			184,163.07			692,836.93		
Training and Scholarship Expenses	502020000	7,916,000.00		7,916,000.00	7,916,000.00				7,916,000.00	2,242,439.25	1,430,769.19			3,673,208.44	2,242,439.25	1,430,769.19			3,673,208.44			4,242,791.56		
Training Expenses	502020																							

Particulars	UACS CODE	Appropriation		Allotments					Current Year Obligations				Current Year Disbursements				Balances		Unpaid Obligations (15-20) = (23+24)						
		Authorized Appropriation	Adjustments (Transfer To/From, Realignment)	Adjusted Appropriations	Allotments Received	Adjustments (Withdrawal, Realignment)	Transfer To	Transfer From	Adjusted Total Allotments	1st Quarter Ending March 31	2nd Quarter Ending June 30	3rd Quarter Ending Sept. 30	4th Quarter Ending Dec. 31	Total	1st Quarter Ending March 31	2nd Quarter Ending June 30	3rd Quarter Ending Sept. 30	4th Quarter Ending Dec. 31	Total	Unreleased Appropriations	Unobligated Allotment	Due and Demandable	Not Yet Due and Demandable		
		3	4	5=(3+4)	6	7	8	9	10=(6+7+8+9)	11	12	13	14	15=(11+12+13+14)	16	17	18	19	20=(16+17+18+19)	21=(5-10)	22=(10-15)	23	24		
Electricity Expenses	5020402000	700,000.00		700,000.00	700,000.00			700,000.00	123,774.09	134,541.90			258,315.99	123,774.09	134,541.90			258,315.99					442,094.01		
Communication Expenses	5020501000	993,000.00		993,000.00	993,000.00			993,000.00	114,605.23	119,477.61			234,082.84	114,605.23	119,477.61			234,082.84					758,917.16		
Postage and Courier Services	5020501000	363,000.00		363,000.00	363,000.00			363,000.00	35,062.00	33,229.00			68,291.00	35,062.00	33,229.00			68,291.00					294,709.00		
Postage and Courier Services	5020501000	363,000.00		363,000.00	363,000.00			363,000.00	35,062.00	33,229.00			68,291.00	35,062.00	33,229.00			68,291.00					294,709.00		
Telephone Expenses	5020502000	398,000.00		398,000.00	398,000.00			398,000.00	79,543.23	96,648.63			176,191.86	79,543.23	96,648.63			176,191.86					221,808.00		
Mobile	5020502001	208,000.00		208,000.00	208,000.00			208,000.00	45,700.00	47,100.00			92,800.00	45,700.00	47,100.00			92,800.00					119,200.00		
Landline	5020502002	190,000.00		190,000.00	190,000.00			190,000.00	33,843.23	49,548.63			83,391.86	33,843.23	49,548.63			83,391.86					102,608.00		
Internet Subscription Expenses	5020503000	242,000.00		242,000.00	242,000.00			242,000.00															242,000.00		
Internet Subscription Expenses	5020503000	242,000.00		242,000.00	242,000.00			242,000.00															242,000.00		
Confidential, Intelligence and Extraordinary Expenses	5021000000	180,000.00		180,000.00	180,000.00			180,000.00	45,000.00	45,000.00			90,000.00	45,000.00	45,000.00			90,000.00					90,000.00		
Extraordinary and Miscellaneous Expenses	5021003000	180,000.00		180,000.00	180,000.00			180,000.00	45,000.00	45,000.00			90,000.00	45,000.00	45,000.00			90,000.00					90,000.00		
Extraordinary and Miscellaneous Expenses	5021003000	180,000.00		180,000.00	180,000.00			180,000.00	45,000.00	45,000.00			90,000.00	45,000.00	45,000.00			90,000.00					90,000.00		
Professional Services	5021100000	1,185,000.00		1,185,000.00	1,185,000.00			1,185,000.00	2,500.00	1,400.00			4,000.00	2,500.00	1,400.00			4,000.00					1,181,000.00		
Legal Services	5021101000	5,000.00		5,000.00	5,000.00			5,000.00	2,000.00	1,400.00			4,000.00	2,000.00	1,400.00			4,000.00					1,000.00		
Legal Services	5021101000	5,000.00		5,000.00	5,000.00			5,000.00	2,000.00	1,400.00			4,000.00	2,000.00	1,400.00			4,000.00					1,000.00		
Other Professional Services	5021109000	1,180,000.00		1,180,000.00	1,180,000.00			1,180,000.00																1,180,000.00	
Other Professional Services	5021109000	1,180,000.00		1,180,000.00	1,180,000.00			1,180,000.00																1,180,000.00	
General Services	5021200000	655,000.00		655,000.00	655,000.00			655,000.00	114,209.69	160,351.92			274,561.61	114,209.69	160,351.92			274,561.61					380,438.39		
Other General Services	5021299000	655,000.00		655,000.00	655,000.00			655,000.00	114,209.69	160,351.92			274,561.61	114,209.69	160,351.92			274,561.61					380,438.39		
Other General Services	5021299000	655,000.00		655,000.00	655,000.00			655,000.00	114,209.69	160,351.92			274,561.61	114,209.69	160,351.92			274,561.61					380,438.39		
Repairs and Maintenance	5021300000	200,000.00		200,000.00	200,000.00			200,000.00	30,596.80	11,952.93			42,549.73	30,596.80	11,952.93			42,549.73					157,450.27		
Repairs and Maintenance - Transportation Equipment	5021306000	180,000.00		180,000.00	180,000.00			180,000.00	30,596.80	11,952.93			42,549.73	30,596.80	11,952.93			42,549.73					137,450.27		
Motor Vehicles	5021306001	180,000.00		180,000.00	180,000.00			180,000.00	30,596.80	11,952.93			42,549.73	30,596.80	11,952.93			42,549.73					137,450.27		
Repairs and Maintenance - Other Property, Plant and Equipment	5021399000	20,000.00		20,000.00	20,000.00			20,000.00															20,000.00		
Other Property, Plant and Equipment	5021399000	20,000.00		20,000.00	20,000.00			20,000.00															20,000.00		
Taxes, Insurance Premiums and Other Fees	5021500000	330,000.00		330,000.00	330,000.00			330,000.00	232,527.97	88,970.59			321,498.56	232,527.97	88,970.59			321,498.56					8,601.44		
Taxes, Dues and Licenses	5021501000	30,000.00	(23,341.00)	6,659.00	30,000.00		(23,341.00)	6,659.00	2,329.06	4,329.06			6,658.12	2,329.06	4,329.06			6,658.12					.88		
Taxes, Dues and Licenses	5021501001	30,000.00	(23,341.00)	6,659.00	30,000.00		(23,341.00)	6,659.00	2,329.06	4,329.06			6,658.12	2,329.06	4,329.06			6,658.12					.88		
Fidelity Bond Premiums	5021502000	50,000.00	25,012.00	75,012.00	50,000.00		25,012.00	75,012.00	5,253.75	69,757.50			75,011.25	5,253.75	69,757.50			75,011.25					.75		
Fidelity Bond Premiums	5021502000	50,000.00	25,012.00	75,012.00	50,000.00		25,012.00	75,012.00	5,253.75	69,757.50			75,011.25	5,253.75	69,757.50			75,011.25					.75		
Insurance Expenses	5021503000	250,000.00	(1,671.00)	248,329.00	250,000.00		(1,671.00)	248,329.00	224,945.16	14,784.03			239,729.19	224,945.16	14,784.03			239,729.19					8,599.81		
Insurance Expenses	5021503000	250,000.00	(1,671.00)	248,329.00	250,000.00		(1,671.00)	248,329.00	224,945.16	14,784.03			239,729.19	224,945.16	14,784.03			239,729.19					8,599.81		
Other Maintenance and Operating Expenses	5021900000	2,846,000.00		2,846,000.00	2,846,000.00			2,846,000.00	199,128.48	487,186.45			686,314.93	199,128.48	487,186.45			686,314.93					2,159,685.07		
Advertising Expenses	5022901000	300,000.00		300,000.00	300,000.00			300,000.00		250,185.60			250,185.60		250,185.60			250,185.60					49,814.40		
Advertising Expenses	5022901000	300,000.00		300,000.00	300,000.00			300,000.00		250,185.60			250,185.60		250,185.60			250,185.60					49,814.40		
Printing and Publication Expenses	5022902000	234,000.00		234,000.00	234,000.00			234,000.00															234,000.00		
Printing and Publication Expenses	5022902000	234,000.00		234,000.00	234,000.00			234,000.00															234,000.00		
Representation Expenses	5022903000	1,156,000.00		1,156,000.00	1,156,000.00			1,156,000.00	107,310.78	148,714.60			256,025.38	107,310.78	148,714.60			256,025.38					899,974.62		
Representation Expenses	5022903000	1,156,000.00		1,156,000.00	1,156,000.00			1,156,000.00	107,310.78	148,714.60			256,025.38	107,310.78	148,714.60			256,025.38					899,974.62		
Rent/Lease Expenses	5022905000	880,000.00		880,000.00	880,000.00			880,000.00	91,817.70	88,266.25			180,083.95	91,817.70	88,266.25			180,083.95					699,916.05		
Rent/Lease Expenses	5022905000	880,000.00		880,000.00	880,000.00			880,000.00	91,817.70	88,266.25			180,083.95	91,817.70	88,266.25			180,083.95					699,916.05		
Rent - Building and Structures	5022905001	580,000.00		580,000.00	580,000.00			580,000.00															580,000.00		
Rent - Equipment	5022905004	300,000.00		300,000.00	300,000.00			300,000.00															300,000.00		
Subscription Expenses	5022907000	150,000.00		150,000.00	150,000.00			150,000.00															150,000.00		
Other Subscription Expenses	5022907000	150,000.00		150,000.00	150,000.00			150,000.00															150,000.00		
Other Maintenance and Operating Expenses	5022999000	126,000.00		126,000.00	126,000.00			126,000.00															126,000.00		
Website Maintenance	5022999001	126,000.00		126,000.00	126,000.00			126,000.00															126,000.00		
Capital Outlays		203,300,000.00		203,300,000.00	203,300,000.00			203,300,000.00																	

Agency Budget Officer

Agency Chief Accountant

Director, FMS

Head of Agency or Authorized
Representative

Date: 09/Jul/2018

Date:

Date: 09/Jul/2018

Date: 09/Jul/2018

This report was generated using the Unified Reporting System on 09/07/2018 16:56

**LIST OF ALLOTMENTS AND SUB-ALLOTMENTS
As of the Quarter Ending June 30, 2018**

Department: Department of Budget and Management (DBM)
 Agency: Government Procurement Policy Board-Technical Support Office
 Operating Unit: N/A
 Organization Code (UACS): 060020000000
 Fund Cluster: 01 - Regular Agency Fund

Authorization: 01 - Current Year Appropriations
 Report Status: SUBMITTED

No.	Allotments / Sub-Allotments		Funding Source		Allotments					Sub-Allotment to Regions/Operating Units					Total Allotments / Net of Sub-allotments				
	Number	Date	Description	UACS Code	PS	MOOE	CO	FINEX	Total	PS	MOOE	CO	FINEX	Total	PS	MOOE	CO	FINEX	Total
	2	3	4	5	6	7	8	9	10= (6+7+8+9)	11	12	13	14	15= (11+12+13+14)	16	17	18	19	20= (16+17+18+19)
A. Allotments Received From DBM																			
1	GAA FY 2018	2018-01-12	Specific Budgets of National Government Agencies	01101101	27,032,000.00	18,140,000.00	203,300,000.00		248,472,000.00						27,032,000.00	18,140,000.00	203,300,000.00		248,472,000.00
2	GARO No. 2018-1	2018-01-12	Retirement and Life Insurance Premiums	01104102	2,402,000.00				2,402,000.00						2,402,000.00				2,402,000.00
3	SARO-BMB-C-18-0002761	2018-02-26	Pension and Gratuity Fund	01101407	213,220.00				213,220.00						213,220.00				213,220.00
4	SARO-BMB-C-18-0004513	2018-03-07	Pension and Gratuity Fund	01101407	13,115.00				13,115.00						13,115.00				13,115.00
Sub-total					29,660,335.00	18,140,000.00	203,300,000.00		251,100,335.00						29,660,335.00	18,140,000.00	203,300,000.00		251,100,335.00
B. Sub-allotments received from Central Office/Regional Office																			
Total Allotments					29,660,335.00	18,140,000.00	203,300,000.00		251,100,335.00						29,660,335.00	18,140,000.00	203,300,000.00		251,100,335.00
Summary by Funding Source Code:																			
			Specific Budgets of National Government Agencies	01101101	27,032,000.00	18,140,000.00	203,300,000.00		248,472,000.00						27,032,000.00	18,140,000.00	203,300,000.00		248,472,000.00
			Pension and Gratuity Fund	01101407	226,335.00				226,335.00						226,335.00				226,335.00
			Retirement and Life Insurance Premiums	01104102	2,402,000.00				2,402,000.00						2,402,000.00				2,402,000.00

Certified Correct:



MILA C. MANALASTAS
 Manalastas, Mila
 Supervising Administrative Officer
 Budget Officer
 Date: 09/Jul/2018

This report was generated using the Unified Reporting System on 09/07/2018 16:48

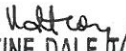
STATEMENT OF APPROVED BUDGET, UTILIZATIONS, DISBURSEMENTS AND BALANCES
As of June 30, 2018

Department: Department of Budget and Management (DBM)
Agency: Government Procurement Policy Board-Technical Support Office
Operating Unit: N/A
Organization Code (UACS): 060020000000
Report Status: NOT APPLICABLE


PARTICULARS	UACS CODE	APPROVED BUDGET			BUDGET UTILIZATION					DISBURSEMENTS					BALANCES			
		Approved Budgeted Revenue	Adjustments (Additions, Reduction, Realignment)	Adjusted Budgeted Revenue	1st Quarter Ending March 31	2nd Quarter Ending June 30	3rd Quarter Ending Sept. 30	4th Quarter Ending Dec. 31	Total	1st Quarter Ending March 31	2nd Quarter Ending June 30	3rd Quarter Ending Sept. 30	4th Quarter Ending Dec. 31	Total	Unutilized Budget	Unpaid Utilizations		
																Due and Demandable / Accounts Payable	Not Yet Due and Demandable	
1	2	3	4	5=[3+(-)4]	6	7	8	9	10= (6+7+8+9)	11	12	13	14	15= (11+12+13+14)	16=(5-10)	17	18	
GRAND TOTAL																		
PS																		
MOOE																		
Fin Ex																		
CO																		

Certified Correct: 
MILA C. MANALASTAS
Supervising Administrative Officer
Agency Budget Officer

Date:

Certified Correct: 
KRISTINE DALE CORPUZ
Accountant III
Agency Chief Accountant

Date:

Recommended By: 
ELMIRA S. CRUZ-CAISIDO
Deputy Executive Director IV
Director, FMS

Date:


Approved By: 
DENNIS S. SANTIAGO
Executive Director V
Head of Agency Administrative Services

Date:


SUMMARY OF APPROVED BUDGET, UTILIZATIONS, DISBURSEMENTS AND BALANCES BY OBJECT OF EXPENDITURES
As of the Quarter Ending June 30, 2018

Department : Department of Budget and Management (DBM)
Agency : Government Procurement Policy Board-Technical Support Office
Operating Unit : N/A
Organization Code (UACS) : 060020000000
Fund Cluster : 01 - Regular Agency Fund
Report Status : NOT APPLICABLE


Particulars	UACS CODE	Approved Budget			Budget Utilization					Disbursements				Balances			
		Approved Budgeted Revenue	Adjustments (Additions, Reductions, Realignment)	Adjusted Budgeted Revenue	1st Quarter Ending March 31	2nd Quarter Ending June 30	3rd Quarter Ending Sept. 30	4th Quarter Ending Dec. 31	Total	1st Quarter Ending March 31	2nd Quarter Ending June 30	3rd Quarter Ending Sept. 30	4th Quarter Ending Dec. 31	Total	Unutilized Budget	Unpaid Utilizations	
1	2	3	4	5=(3+(-)4)	6	7	8	9	10=(6+7+8+9)	11	12	13	14	15=(11+12+13+14)	16=(5-10)	17	18
I. Agency Specific Budget																	
GRAND TOTAL																	
Grand Total																	

Certified Correct: 
MILA C. MANALASTAS
 Supervising Administrative Officer
 Agency Budget Officer

Date:

Certified Correct: 
KRISTINE DALE T. CORPUZ
 Accountant III
 Agency Chief Accountant

Date:

Recommended By: 
ELMIRA S. CRUZ-CAISIDO
 Deputy Executive Director IV
 Director, FMS

Date:

Approved By: 
DENNIS S. SANTIAGO
 Head of Agency Representative

Date:

MONTHLY REPORT OF DISBURSEMENTS
For the month of April, 2018

Department: Department of Budget and Management (DBM)					Agency: Government Procurement Policy Board-Technical Support Office										Operating Unit: N/A												
Organization Code (UACS): 060020000000					Fund Cluster: 01 - Regular Agency Fund										Report Status: SUBMITTED												
PARTICULARS	CURRENT YEAR BUDGET					PRIOR YEAR'S ACCOUNTS PAYABLE										SUB-TOTAL	TRUST LIABILITIES				GRAND TOTAL					REMARKS	
	PS	MOOE	Fin. Exp	CO	TOTAL	PS	MOOE	Fin. Exp	CO	Sub-Total	PS	MOOE	Fin. Exp	CO	Sub-Total		TOTAL	PS	MOOE	CO	TOTAL	PS	MOOE	Fin. Exp	CO		TOTAL
	2	3	4	5	6=2+3+4+5	7	8	9	10	11=(7+8+9+10)	12	13	14	15	16=(12+13+14+15)		17=(11+16)	18=(6+17)	19	20	21	22=(19+20+21)	23	24	25		26
Notice of Cash Allocation (NCA)	1,759,182.81	464,377.77			2,173,560.58					170,618.00					170,618.00	170,618.00	2,344,178.58					1,709,182.81	614,595.77			2,344,178.58	
MDS Checks Issued	447,517.73	1,034,491.91			627,572.66					142,453.00					142,453.00	770,415.66	770,415.66					447,517.73	322,947.93			770,465.66	
Advice to Debit Account	1,261,665.08	223,922.84			1,545,587.92					28,125.00					28,125.00	1,573,712.92	1,573,712.92					1,261,665.08	312,047.84			1,573,712.92	
Notice of Transfer of Allocation (NTA)																											
MDS Checks Issued																											
Advice to Debit Account																											
Working Fund (NCA issued to BTR)																											
Tax Remittance Advances Issued (TRA)	188,176.00	9,210.75			197,416.75		1,875.00			1,875.00					1,875.00	1,875.00	1,875.00	1,875.00				188,176.00	11,165.75			199,341.75	
Cash Disbursement Ceiling (CDC)																											
Non-Cash Availment Authority (NCAA)																											
Others (CDT, BTR Docs Stamp, etc.)																											

Summary

PARTICULARS	PREVIOUS REPORT	CURRENT MONTH	AS OF DATE
(1)	(2)	(3)	(4)
Total Disbursement Authorities Received			
NCA	14,385,135.00	14,893,493.00	28,278,628.00
Working Fund			
TRA	894,092.75	199,341.75	1,093,434.54
CDC			
NCAA			
Others (CDT, BTR Docs Stamp, etc.)			
Less: Notice of Transfer Allocations (NTA) issued			
Total Disbursements Authorities Available	15,279,427.75	15,092,834.75	30,372,062.54
Less:			
Lapsed NCA	2,460,430.36		2,460,430.36
Disbursements	12,818,797.39	2,543,520.37	15,362,317.76
Balance of Disbursement Authorities as of date		12,549,314.42	12,549,314.42
Total Disbursements Program	15,279,427.75	15,092,834.75	30,372,062.54
Less: Actual Disbursements	12,818,797.39	2,543,520.37	15,362,317.76
Over/Under spending-	2,460,430.36	12,549,314.42	15,009,744.78

Certified Correct:

Kristine Dale V. Corpuz
KRISTINE DALE V. CORPUZ
 Corpuz, Kristine
Accountant III
 Agency Chief Accountant

Date: 06/Jul/2018

Approved By:

Dennis S. Santiago
DENNIS S. SANTIAGO
 Santiago, Dennis
Executive Director V
 Head of Agency or Authorized Representative
 Date: 06/Jul/2018

MONTHLY REPORT OF DISBURSEMENTS
For the month of June, 2018

Department: Department of Budget and Management (DBM)										Agency: Government Procurement Policy Board-Technical Support Office										Operating Unit: N/A																						
Organization Code (UACS): 060020000000										Fund Cluster: 01 - Regular Agency Fund										Report Status: SUBMITTED																						
PARTICULARS	CURRENT YEAR BUDGET										PRIOR YEAR'S ACCOUNTS PAYABLE										CURRENT YEAR'S ACCOUNTS PAYABLE										SUB-TOTAL	TRUST LIABILITIES					GRAND TOTAL					REMARKS
	PS	MOOE	Fin. Exp	CO	TOTAL	PS	MOOE	Fin. Exp	CO	Sub-Total	PS	MOOE	Fin. Exp	CO	Sub-Total	TOTAL	18=(6+17)	PS	MOOE	CO	TOTAL	PS	MOOE	Fin. Exp	CO	TOTAL																
	2	3	4	5	6=(2+3+4+5)	7	8	9	10	11=(7+8+9+10)	12	13	14	15	16=(12+13+14+15)	17=(11+16)	19	20	21	22=(19+20+21)	23	24	25	26	27=(23+24+25+26)	28																

Summary

PARTICULARS	PREVIOUS REPORT	CURRENT MONTH	AS OF DATE
(1)	(2)	(3)	(4)
Total Disbursement Authorities Received			
NCA	29,278,928.00		29,278,928.00
Working Fund			
TRA	1,373,736.62	211,014.81	1,584,751.43
CDC			
NCAA			
Others (CDT, BTr Docs Stamp, etc.)			
Less: Notice of Transfer Allocations (NTA), issued			
Total Disbursements Authorities Available	30,652,664.62	211,014.81	30,863,679.43
Less:			
Lapsed NCA	2,460,620.30	4,432,405.80	6,893,026.22
Disbursements	21,195,024.26	2,775,458.95	23,970,483.21
Balance of Disbursements Authorities as of to date	6,996,910.00	(6,996,910.00)	
Total Disbursements Program	30,652,664.62	211,014.81	30,863,679.43
Less: Actual Disbursements	21,195,024.26	2,775,458.95	23,970,483.21
(Over)/Under spending	9,457,540.36	(2,564,444.14)	6,893,096.22

Certified Correct:

Kristine Dale W. Corpuz
KRISTINE DALE W. CORPUZ
Corpuz, Kristine
Accountant III

Agency Chief Accountant

Date: 06/Jul/2018

Approved By:

Dennis S. Santiago
DENNIS S. SANTIAGO
Santiago, Dennis
Executive Director V
Head of Procurement Representative

Date: 06/Jul/2018

QUARTERLY REPORT OF REVENUE AND OTHER RECEIPTS
As of the Quarter Ending June 30, 2018
(In Pesos)

Department: Department of Budget and Management (DBM)			Agency: Government Procurement Policy Board-Technical Support Office					Report Status: SUBMITTED					
Operating Unit: N/A			Organization Code (UACS): 06002000000										
CLASSIFICATION / SOURCES OF REVENUE AND OTHER RECEIPTS	UACS Code	REVENUE TARGET (Annual)	ACTUAL REVENUE AND OTHER RECEIPTS COLLECTIONS					CUMULATIVE REMITTANCE /DEPOSITS TO DATE			VARIANCE		REMARKS
			1st Quarter	2nd Quarter	3rd Quarter	4th Quarter	TOTAL	Remittance to BTr	Deposited with AGDB	Total	Amount	%	
1	2	3	4	5	6	7	8=(4+5+6+7)	9	10	11=(9+10)	12=(8-3)	13=(12/3)	14
General Fund (formerly Fund 101)													
Seminar/Training Fees	4020204000		57,000.00	751,500.00			808,500.00	808,500.00		808,500.00	808,500.00		
Special Account in the General Fund (formerly Fund 105, 183, 401, 151-159)													
Off-Budget Accounts (formerly Fund 161 to 164, etc.)													
Custodial Funds (formerly Fund 101-184, 187)													
TOTAL			57,000.00	751,500.00			808,500.00	808,500.00		808,500.00	808,500.00		

Certified Correct:

Kristine
KRISTINE DALEY CORPUZ
 Corpuz, Kristine
Accountant III
 Agency Chief Accountant
 Date: 06/Jul/2018

Approved By:

Dennis
DENNIS S. SANTIAGO
 Santiago, Dennis
Executive Director V
 Head of Agency/Department
 Secretary
 Date: 06/Jul/2018

This report was generated using the Unified Reporting System on 06/07/2018 11:38