

STATEMENT OF APPROPRIATIONS, ALLOTMENTS, OBLIGATIONS, DISBURSEMENTS AND BALANCES
As of the Quarter Ending September 30, 2018

Department: Department of Budget and Management (DBM)
Agency: Government Procurement Policy Board-Technical Support Office
Operating Unit: N/A
Organization Code (UACS): 060020000000
Fund Cluster: 01 - Regular Agency Fund

Authorization: 01 - Current Year Appropriations
Report Status: SUBMITTED

Particulars	UACS CODE	Authorized Appropriation	Appropriation				Allotments				Current Year Obligations				Current Year Disbursements				Balances					
			Adjusted Appropriations (Top/From Realign.)	Adjusted Appropriations Received	Adjustments Withdrawn (Realign.)	Transfer From	Transfer To	Adjusted Total Allotments	1st Quarter Ending March 31	2nd Quarter Ending June 30	3rd Quarter Ending Sept. 30	4th Quarter Ending Dec. 31	Total	1st Quarter Ending March 31	2nd Quarter Ending June 30	3rd Quarter Ending Sept. 30	4th Quarter Ending Dec. 31	Total	Unreleased Appropriations	Unobligated Allotment	Unpaid Obligations (153-20 = 123-20)	Not Yet Due Demandable		
Agency Specific Budget	0110101	21,655,000.00	21,655,000.00	21,655,000.00			21,655,000.00	3,821,304.74	3,247,223.50	10,271,929.20	10,271,929.20	11,293,580.69	183,159.44	156,330.67	11,293,580.69	183,159.44	156,330.67	11,293,580.69	183,159.44	156,330.67				
Specific Budgets of National Government Agencies	10000000000000	21,655,000.00	21,655,000.00	21,655,000.00			21,655,000.00	3,821,304.74	3,247,223.50	10,271,929.20	10,271,929.20	11,293,580.69	183,159.44	156,330.67	11,293,580.69	183,159.44	156,330.67	11,293,580.69	183,159.44	156,330.67				
General Administration and Support	100000100001000	10,698,000.00	10,698,000.00	10,698,000.00			10,698,000.00	2,722,867.12	2,041,339.07	6,751,801.51	6,751,801.51	7,260,767.57	2,740,756.71	1,981,391.04	7,260,767.57	2,740,756.71	1,981,391.04	7,260,767.57	2,740,756.71	1,981,391.04				
PS	100000100001000	7,657,000.00	7,657,000.00	7,657,000.00			7,657,000.00	1,989,437.62	1,205,884.43	3,609,617.80	3,609,617.80	3,821,304.74	1,089,437.62	1,089,380.35	3,821,304.74	1,089,437.62	1,089,380.35	3,821,304.74	1,089,437.62	1,089,380.35				
MOOE	100000100001000	3,040,000.00	3,040,000.00	3,040,000.00			3,040,000.00	561,624.91	600,812.91	1,927,000.00	1,927,000.00	2,260,000.00	561,624.91	600,812.91	2,260,000.00	561,624.91	600,812.91	2,260,000.00	561,624.91	600,812.91				
Support to Operations	20000000000000	3,685,000.00	3,685,000.00	3,685,000.00			3,685,000.00	561,624.91	600,812.91	1,927,000.00	1,927,000.00	2,260,000.00	561,624.91	600,812.91	2,260,000.00	561,624.91	600,812.91	2,260,000.00	561,624.91	600,812.91				
Information and communications technology services	200000100001000	2,163,000.00	2,163,000.00	2,163,000.00			2,163,000.00	559,593.31	766,904.31	1,888,000.00	1,888,000.00	2,000,000.00	559,593.31	766,904.31	2,000,000.00	559,593.31	766,904.31	2,000,000.00	559,593.31	766,904.31				
PS	200000100001000	1,922,000.00	1,922,000.00	1,922,000.00			1,922,000.00	3,031.60	42,219.60	1,888,000.00	1,888,000.00	1,922,000.00	3,031.60	42,219.60	1,922,000.00	3,031.60	42,219.60	1,922,000.00	3,031.60	42,219.60				
MOOE	200000100001000	223,132,000.00	223,132,000.00	223,132,000.00			223,132,000.00	5,267,224.73	3,468,281.35	13,759,001.24	13,759,001.24	14,944,208.22	5,267,224.73	3,468,281.35	14,944,208.22	5,267,224.73	3,468,281.35	14,944,208.22	5,267,224.73	3,468,281.35				
Operations	30000000000000	223,132,000.00	223,132,000.00	223,132,000.00			223,132,000.00	5,267,224.73	3,468,281.35	13,759,001.24	13,759,001.24	14,944,208.22	5,267,224.73	3,468,281.35	14,944,208.22	5,267,224.73	3,468,281.35	14,944,208.22	5,267,224.73	3,468,281.35				
CO - Efficient Government Operations	31000000000000	223,132,000.00	223,132,000.00	223,132,000.00			223,132,000.00	5,267,224.73	3,468,281.35	13,759,001.24	13,759,001.24	14,944,208.22	5,267,224.73	3,468,281.35	14,944,208.22	5,267,224.73	3,468,281.35	14,944,208.22	5,267,224.73	3,468,281.35				
PROCUREMENT POLICY ADVISORY AND TECHNICAL SUPPORT	31010000000000	223,132,000.00	223,132,000.00	223,132,000.00			223,132,000.00	5,267,224.73	3,468,281.35	13,759,001.24	13,759,001.24	14,944,208.22	5,267,224.73	3,468,281.35	14,944,208.22	5,267,224.73	3,468,281.35	14,944,208.22	5,267,224.73	3,468,281.35				
PROGNAM	31010000000000	223,132,000.00	223,132,000.00	223,132,000.00			223,132,000.00	5,267,224.73	3,468,281.35	13,759,001.24	13,759,001.24	14,944,208.22	5,267,224.73	3,468,281.35	14,944,208.22	5,267,224.73	3,468,281.35	14,944,208.22	5,267,224.73	3,468,281.35				
Technical and administrative support to the Government Procurement Policy Board thru Legal and Research, Capacity Development and Performance Monitoring Services	310100100001000	223,132,000.00	223,132,000.00	223,132,000.00			223,132,000.00	5,267,224.73	3,468,281.35	13,759,001.24	13,759,001.24	14,944,208.22	5,267,224.73	3,468,281.35	14,944,208.22	5,267,224.73	3,468,281.35	14,944,208.22	5,267,224.73	3,468,281.35				
PS	310100100001000	14,171,000.00	14,171,000.00	14,171,000.00			14,171,000.00	2,393,409.95	1,074,852.40	8,543,330.53	8,543,330.53	9,579,191.87	2,393,409.95	1,074,852.40	9,579,191.87	2,393,409.95	1,074,852.40	9,579,191.87	2,393,409.95	1,074,852.40				
MOOE	310100100001000	8,961,000.00	8,961,000.00	8,961,000.00			8,961,000.00	2,867,579.48	2,322,958.43	5,208,710.51	5,208,710.51	5,903,806.70	2,867,579.48	2,322,958.43	5,903,806.70	2,867,579.48	2,322,958.43	5,903,806.70	2,867,579.48	2,322,958.43				
Sub-Total Agency-Specific	200,000,000.00	248,472,000.00	248,472,000.00	248,472,000.00			248,472,000.00	9,855,433.78	7,316,297.75	28,044,802.88	28,044,802.88	30,811,651.55	9,855,433.78	7,316,297.75	30,811,651.55	9,855,433.78	7,316,297.75	30,811,651.55	9,855,433.78	7,316,297.75				
PS	27,032,000.00	27,032,000.00	27,032,000.00	27,032,000.00			27,032,000.00	4,933,341.33	1,781,223.97	17,181,223.97	17,181,223.97	18,929,951.92	4,933,341.33	1,781,223.97	18,929,951.92	4,933,341.33	1,781,223.97	18,929,951.92	4,933,341.33	1,781,223.97				
MOOE	27,032,000.00	27,032,000.00	27,032,000.00	27,032,000.00			27,032,000.00	2,867,579.48	2,322,958.43	8,863,578.91	8,863,578.91	9,888,699.63	2,867,579.48	2,322,958.43	9,888,699.63	2,867,579.48	2,322,958.43	9,888,699.63	2,867,579.48	2,322,958.43				
Fin. Ex	18,140,000.00	18,140,000.00	18,140,000.00	18,140,000.00			18,140,000.00	2,066,532.37	1,837,067.35	6,559,599.06	6,559,599.06	7,741,389.60	2,066,532.37	1,837,067.35	7,741,389.60	2,066,532.37	1,837,067.35	7,741,389.60	2,066,532.37	1,837,067.35				
CO	203,300,000.00	203,300,000.00	203,300,000.00	203,300,000.00			203,300,000.00	5,267,224.73	3,468,281.35	13,759,001.24	13,759,001.24	14,944,208.22	5,267,224.73	3,468,281.35	14,944,208.22	5,267,224.73	3,468,281.35	14,944,208.22	5,267,224.73	3,468,281.35				
II. Automatic Appropriations	01104102	852,000.00	852,000.00	852,000.00			852,000.00	220,692.96	220,692.96	656,217.36	656,217.36	728,101.65	220,692.96	220,692.96	728,101.65	220,692.96	220,692.96	728,101.65	220,692.96	220,692.96				
Retirement and Life Insurance Premiums	10000000000000	852,000.00	852,000.00	852,000.00			852,000.00	220,692.96	220,692.96	656,217.36	656,217.36	728,101.65	220,692.96	220,692.96	728,101.65	220,692.96	220,692.96	728,101.65	220,692.96	220,692.96				
General Administration and Support	100000100001000	852,000.00	852,000.00	852,000.00			852,000.00	220,692.96	220,692.96	656,217.36	656,217.36	728,101.65	220,692.96	220,692.96	728,101.65	220,692.96	220,692.96	728,101.65	220,692.96	220,692.96				
PS	207,000.00	207,000.00	207,000.00	207,000.00			207,000.00	63,111.96	63,111.96	189,335.88	189,335.88	211,037.32	63,111.96	63,111.96	211,037.32	63,111.96	63,111.96	211,037.32	63,111.96	63,111.96				
Support to Operations	20000000000000	207,000.00	207,000.00	207,000.00			207,000.00	63,111.96	63,111.96	189,335.88	189,335.88	211,037.32	63,111.96	63,111.96	211,037.32	63,111.96	63,111.96	211,037.32	63,111.96	63,111.96				
Information and communications technology services	200000100001000	207,000.00	207,000.00	207,000.00			207,000.00	63,111.96	63,111.96	189,335.88	189,335.88	211,037.32	63,111.96	63,111.96	211,037.32	63,111.96	63,111.96	211,037.32	63,111.96	63,111.96				
PS	39000000000000	207,000.00	207,000.00	207,000.00			207,000.00	63,111.96	63,111.96	189,335.88	189,335.88	211,037.32	63,111.96	63,111.96	211,037.32	63,111.96	63,111.96	211,037.32	63,111.96	63,111.96				
Operations	30000000000000	207,000.00	207,000.00	207,000.00			207,000.00	63,111.96	63,111.96	189,335.88	189,335.88	211,037.32	63,111.96	63,111.96	211,037.32	63,111.96	63,111.96	211,037.32	63,111.96	63,111.96				
CO - Efficient Government Operations	31010000000000	207,000.00	207,000.00	207,000.00			207,000.00	63,111.96	63,111.96	189,335.88	189,335.88	211,037.32	63,111.96	63,111.96	211,037.32	63,111.96	63,111.96	211,037.32	63,111.96	63,111.96				
PROCUREMENT POLICY ADVISORY AND TECHNICAL SUPPORT	31010000000000	207,000.00	207,000.00	207,000.00			207,000.00	63,111.96	63,111.96	189,335.88	189,335.88	211,037.32	63,111.96	63,111.96	211,037.32	63,111.96	63,111.96	211,037.32	63,111.96	63,111.96				
PROGNAM	31010000000000	207,000.00	207,000.00	207,000.00			207,000.00	63,111.96	63,111.96	189,335.88	189,335.88	211,037.32	63,111.96	63,111.96	211,037.32	63,111.96	63,111.96	211,037.32	63,111.96	63,111.96				
Technical and administrative support to the Government Procurement Policy Board thru Legal and Research, Capacity Development and Performance Monitoring Services	310100100001000	207,000.00	207,000.00	207,000.00			207,000.00	63,111.96	63,111.96															

Particulars	UACS CODE	Appropriation				Alignments				Current Year Obligations				Current Year Disbursements				Balances						
		Authorized Appropriation	Adjustments (To/From, Resignment)	Adjusted Appropriations	Alignments Received	Adjustments (Withdrawal, Resignment)	Transfer To	Transfer From	Adjusted Total Alignments	1st Quarter Ending March 31	2nd Quarter Ending June 30	3rd Quarter Ending Sept. 30	4th Quarter Ending Dec. 31	Total	1st Quarter Ending March 31	2nd Quarter Ending June 30	3rd Quarter Ending Sept. 30	4th Quarter Ending Dec. 31	Total	Unreleased Appropriations	Unobligated Amount	Unpaid Obligations (15-20) = (23+24) Due and Not Yet Due	Unpaid Obligations (15-20) = (23+24) Due and Not Yet Due	
PS	1	29,434,000.00	1,333,560.00	30,767,560.00	30,767,560.00			30,767,560.00	7,573,618.96	6,660,454.66			20,219,900.87	5,903,893.56	7,621,989.88	6,170,500.51	19,696,384.05	8,674,041.53	10,547,659.33	523,516.62	523,516.62	33,207.41	156,330.67	
MOOE	2	18,140,000.00		18,140,000.00	18,140,000.00			18,140,000.00	2,867,579.48	2,322,956.43			8,865,779.61	3,520,005.79	2,867,579.48	2,186,452.35		8,674,041.53	9,276,420.39					
Fin Ex																								
CO		203,300,000.00		203,300,000.00	203,300,000.00			203,300,000.00																

Certified Correct: **MILA C. MANALASTAS**
 Chief Administrative Officer
 Date: 14/Oct/2018

Certified Correct: **KRISTINE DALE TOROPUZ**
 Accountant III
 Chief Accountant
 Date: 14/Oct/2018

Recommended By: **ELIMARA O. CRUZ-CAISIDO**
 Deputy Executive Director IV
 Date: 14/Oct/2018

Approved By: **ROSELYN CANDICE M. RUIZ**
 Agency Head/Department
 Date: 14/Oct/2018

This report was generated using the Unified Reporting System on 14/10/2018 12:49

SUMMARY OF APPROPRIATIONS, ALLOTMENTS, OBLIGATIONS AND BALANCES BY OBJECT OF EXPENDITURES
As of the Quarter Ending September 30, 2018

Department: Department of Budget and Management (DBM)
 Agency: Government Procurement Policy Board-Technical Support Office
 Operating Unit: N/A
 Organization Code (UACS): 06002000000
 Fund Cluster: 01 - Regular Agency Fund

Authorization: 01 - Current Year Appropriations
 Report Status: SUBMITTED

Particulars	UACS CODE	Authorized Appropriation	Adjustments (To/From, Realignment)	Adjusted Appropriations	Allotments Reserved	Adjustments (Withdrawal, Reassignment)	Current Year Obligations				Current Year Disbursements				Balances			
							Transfer to	Transfer from	Adjusted Total Allotments	1st Quarter Ending March 31	2nd Quarter Ending June 30	3rd Quarter Ending Sept. 30	4th Quarter Ending Dec. 31	Total	1st Quarter Ending March 31	2nd Quarter Ending June 30	3rd Quarter Ending Sept. 30	4th Quarter Ending Dec. 31
Agency Specific Budget	01010101	248,472,000.00		248,472,000.00	248,472,000.00		248,472,000.00	8,873,071.14	9,855,433.78	7,316,293.75	26,044,602.66	8,728,101.65	9,503,806.70	6,876,536.65	25,508,445.20	222,427,197.32	380,026.81	156,330.67
Specific Budget of National Government Agencies	01010101	248,472,000.00		248,472,000.00	248,472,000.00		248,472,000.00	8,873,071.14	9,855,433.78	7,316,293.75	26,044,602.66	8,728,101.65	9,503,806.70	6,876,536.65	25,508,445.20	222,427,197.32	380,026.81	156,330.67
Personal Services	501010000	21,205,000.00		21,205,000.00	21,205,000.00		21,205,000.00	2,200,000.00	2,200,000.00	2,200,000.00	7,600,000.00	2,200,000.00	2,200,000.00	2,200,000.00	11,700,000.00	6,850,000.00	337,810.31	5,983,189.69
Salaries and Wages	501010000	20,011,000.00		20,011,000.00	20,011,000.00		20,011,000.00	2,000,000.00	2,000,000.00	2,000,000.00	7,400,000.00	2,000,000.00	2,000,000.00	2,000,000.00	11,700,000.00	6,850,000.00	337,810.31	5,983,189.69
Salaries and Wages - Regular	501010000	20,011,000.00		20,011,000.00	20,011,000.00		20,011,000.00	2,000,000.00	2,000,000.00	2,000,000.00	7,400,000.00	2,000,000.00	2,000,000.00	2,000,000.00	11,700,000.00	6,850,000.00	337,810.31	5,983,189.69
Basic Salary - Civilian	501010000	20,011,000.00		20,011,000.00	20,011,000.00		20,011,000.00	2,000,000.00	2,000,000.00	2,000,000.00	7,400,000.00	2,000,000.00	2,000,000.00	2,000,000.00	11,700,000.00	6,850,000.00	337,810.31	5,983,189.69
Salaries and Wages - Casual/Contractual	501010200	1,194,000.00		1,194,000.00	1,194,000.00		1,194,000.00									1,194,000.00		
Salaries and Wages - Casual/Contractual (Continued)	501010200	1,194,000.00		1,194,000.00	1,194,000.00		1,194,000.00									1,194,000.00		
Other Compensation	501020000	5,556,000.00	(77,995.98)	5,478,004.02	5,478,004.02		5,478,004.02	328,216.98	2,141,216.86	336,787.90	2,968,221.15	328,216.98	2,141,216.86	330,278.81	2,800,312.66	2,672,712.87	5,909.09	5,909.09
Personal Economic Relief Allowance (PERA)	501020100	792,000.00		792,000.00	792,000.00		792,000.00									792,000.00		
PERA - Civilian	501020100	792,000.00		792,000.00	792,000.00		792,000.00									792,000.00		
Representation Allowance (RA)	501020200	420,000.00		420,000.00	420,000.00		420,000.00									420,000.00		
Representation Allowance (RA) (Continued)	501020200	420,000.00		420,000.00	420,000.00		420,000.00									420,000.00		
Transposition Allowance (TA)	501020300	420,000.00	(172,723.15)	247,276.85	247,276.85		247,276.85	15,000.00	15,000.00	15,000.00	45,000.00	15,000.00	15,000.00	15,000.00	45,000.00	202,276.85		
Transposition Allowance (TA) (Continued)	501020300	420,000.00	(172,723.15)	247,276.85	247,276.85		247,276.85	15,000.00	15,000.00	15,000.00	45,000.00	15,000.00	15,000.00	15,000.00	45,000.00	202,276.85		
Costing Uniform Allowance	501020400	165,000.00		165,000.00	165,000.00		165,000.00									165,000.00		
Costing Uniform Allowance (Continued)	501020400	165,000.00		165,000.00	165,000.00		165,000.00									165,000.00		
Overtime and Night Pay	501020500	165,000.00		165,000.00	165,000.00		165,000.00									165,000.00		
Overtime and Night Pay (Continued)	501020500	165,000.00		165,000.00	165,000.00		165,000.00									165,000.00		
Year End Bonus	501024000	1,668,000.00		1,668,000.00	1,668,000.00		1,668,000.00									1,668,000.00		
Year End Bonus (Continued)	501024000	1,668,000.00		1,668,000.00	1,668,000.00		1,668,000.00									1,668,000.00		
Bonus - Civilian	501024001	1,668,000.00		1,668,000.00	1,668,000.00		1,668,000.00									1,668,000.00		
Bonus - Civilian (Continued)	501024001	1,668,000.00		1,668,000.00	1,668,000.00		1,668,000.00									1,668,000.00		
Cash Gift - Civilian	501025001	165,000.00		165,000.00	165,000.00		165,000.00									165,000.00		
Cash Gift - Civilian (Continued)	501025001	165,000.00		165,000.00	165,000.00		165,000.00									165,000.00		
Other Bonuses and Allowances	501029000	1,926,000.00		1,926,000.00	1,926,000.00		1,926,000.00									1,926,000.00		
Productivity Enhancement Incentive - Civilian	501029001	165,000.00		165,000.00	165,000.00		165,000.00									165,000.00		
Productivity Enhancement Incentive - Civilian (Continued)	501029001	165,000.00		165,000.00	165,000.00		165,000.00									165,000.00		
Mid-Year Bonus - Civilian	501029005	1,668,000.00		1,668,000.00	1,668,000.00		1,668,000.00									1,668,000.00		
Mid-Year Bonus - Civilian (Continued)	501029005	1,668,000.00		1,668,000.00	1,668,000.00		1,668,000.00									1,668,000.00		
Personal Benefit Contributions	501030000	221,000.00	1,091.98	222,091.98	221,000.00		222,091.98	66,569.53	67,891.33	65,131.02	201,970.00	66,569.53	67,891.33	62,031.02	198,431.38	20,500.00	3,000.00	1,000.00
Personal Benefit Contributions (Continued)	501030000	221,000.00	1,091.98	222,091.98	221,000.00		222,091.98	66,569.53	67,891.33	65,131.02	201,970.00	66,569.53	67,891.33	62,031.02	198,431.38	20,500.00	3,000.00	1,000.00
Pay-BIG - Civilian	501030200	40,000.00		40,000.00	40,000.00		40,000.00									40,000.00		
Pay-BIG - Civilian (Continued)	501030200	40,000.00		40,000.00	40,000.00		40,000.00									40,000.00		
Philhellenic Contributions	501030300	141,000.00	1,091.98	142,091.98	141,000.00		142,091.98	46,589.63	47,891.33	45,831.02	142,091.98	46,589.63	47,891.33	45,831.02	142,091.98	10,300.00		
Philhellenic Contributions (Continued)	501030300	141,000.00	1,091.98	142,091.98	141,000.00		142,091.98	46,589.63	47,891.33	45,831.02	142,091.98	46,589.63	47,891.33	45,831.02	142,091.98	10,300.00		
Employees Compensation Insurance	501030400	40,000.00		40,000.00	40,000.00		40,000.00									40,000.00		
Employees Compensation Insurance (Continued)	501030400	40,000.00		40,000.00	40,000.00		40,000.00									40,000.00		
ECIP - Civilian	501030401	40,000.00		40,000.00	40,000.00		40,000.00									40,000.00		
ECIP - Civilian (Continued)	501030401	40,000.00		40,000.00	40,000.00		40,000.00									40,000.00		
Other Personal Benefits	501040000	50,000.00	75,974.00	125,974.00	50,000.00		125,974.00	43,724.00	40,685.00	41,565.00	125,974.00	43,724.00	40,685.00	41,565.00	125,974.00	12,974.00		
Other Personal Benefits (Continued)	501040000	50,000.00	75,974.00	125,974.00	50,000.00		125,974.00	43,724.00	40,685.00	41,565.00	125,974.00	43,724.00	40,685.00	41,565.00	125,974.00	12,974.00		
Lump-sum for Ship Increments - Length of Service	501049010	50,000.00	75,974.00	125,974.00	50,000.00		125,974.00	43,724.00	40,685.00	41,565.00	125,974.00	43,724.00	40,685.00	41,565.00	125,974.00	12,974.00		
Lump-sum for Ship Increments - Length of Service (Continued)	501049010	50,000.00	75,974.00	125,974.00	50,000.00		125,974.00	43,724.00	40,685.00	41,565.00	125,974.00	43,724.00	40,685.00	41,565.00	125,974.00	12,974.00		
Maintenance and Other Operating Expenses	502010000	18,140,000.00		18,140,000.00	18,140,000.00		18,140,000.00	3,672,043.70	2,867,579.48	2,322,595.42	8,863,579.61	3,672,043.70	2,867,579.48	2,322,595.42	8,863,579.61	9,276,420.39	33,207.41	195,330.67
Maintenance and Other Operating Expenses (Continued)	502010000	18,140,000.00		18,140,000.00	18,140,000.00		18,140,000.00	3,672,043.70	2,867,579.48	2,322,595.42	8,863,579.61	3,672,043.70	2,867,579.48	2,322,595.42	8,863,579.61	9,276,420.39	33,207.41	195,330.67
Traveling Expenses - Local	502010100	740,000.00		740,000.00	740,000.00		740,000.00	88,499.13	182,863.92	33,037.50	302,400.55	88,499.13	182,863.92	33,037.50	302,400.55	437,599.45		
Traveling Expenses - Local (Continued)	502010100	740,000.00		740,000.00	740,000.00		740,000.00	88,499.13	182,863.92	33,037.50	302,400.55	88,499.13	182,863.92	33,037.50	302,400.55	437,599.45		
Traveling Expenses - Foreign	502010200	877,000.00		877,000.00	877,000.00		877,000.00	180,691.86	3,471.21	67,761.03	251,924.10	180,691.86	3,471.21	67,761.03	251,924.10	626,075.90		
Traveling Expenses - Foreign (Continued)	502010200	877,000.00		877,000.00	877,000.00		877,000.00	180,691.86	3,471.21	67,761.03	251,924.10	180,691.86	3,471.21	67,761.03	251,924.10	626,075.90		
Training and Scholarship Expenses	502020000	7,916,000.00		7,916,000.00	7,916,000.00		7,916,000.00	2,242,439.25	1,430,789.19	946,219.55	4,619,427.99	2,242,439.25	1,430,789.19	946,219.55	4,619,427.99	3,296,572.01		
Training Expenses	502020100	7,916,000.00		7,916,000.00	7,916,000.00		7,916,000.00	2,242,										

Particulars	UACS CODE	Authorized Appropriation	Approval Adjustments (Transfer From/Reassignment)	Adjusted Appropriations	Alignments Received	Adjustments Withdrawn	Current Year Obligations				Current Year Disbursements				Unobligated Due and Demandable	Unpaid Obligations (1520) = (2324) Not Yet Due and Demandable
							1st Quarter Ending March 31	2nd Quarter Ending June 30	3rd Quarter Ending Sept. 30	4th Quarter Ending Dec. 31	Total	1st Quarter Ending March 31	2nd Quarter Ending June 30	3rd Quarter Ending Sept. 30		
Electricity Expenses	502102000	700,000.00		700,000.00			170,000.00	170,000.00	170,000.00	170,000.00	700,000.00	700,000.00				
Telephone Expenses	502103000	363,000.00		363,000.00			90,750.00	90,750.00	90,750.00	90,750.00	363,000.00	363,000.00				
Postage and Courier Services	502104000	363,000.00		363,000.00			90,750.00	90,750.00	90,750.00	90,750.00	363,000.00	363,000.00				
Mobile	502105000	208,000.00		208,000.00			52,000.00	52,000.00	52,000.00	52,000.00	208,000.00	208,000.00				
Landline	502106000	208,000.00		208,000.00			52,000.00	52,000.00	52,000.00	52,000.00	208,000.00	208,000.00				
Internet Subscription Expenses	502107000	242,000.00		242,000.00			60,500.00	60,500.00	60,500.00	60,500.00	242,000.00	242,000.00				
Confidential, Intelligence and Extortory Expenses	502108000	180,000.00		180,000.00			45,000.00	45,000.00	45,000.00	45,000.00	180,000.00	180,000.00				
Extracurricular and Miscellaneous Expenses	502109000	180,000.00		180,000.00			45,000.00	45,000.00	45,000.00	45,000.00	180,000.00	180,000.00				
Engraving	502110000	180,000.00		180,000.00			45,000.00	45,000.00	45,000.00	45,000.00	180,000.00	180,000.00				
Professional Services	502111000	1,185,000.00		1,185,000.00			296,250.00	296,250.00	296,250.00	296,250.00	1,185,000.00	1,185,000.00				
Legal Services	502112000	5,000.00		5,000.00			1,250.00	1,250.00	1,250.00	1,250.00	5,000.00	5,000.00				
Other Professional Services	502113000	1,180,000.00		1,180,000.00			295,000.00	295,000.00	295,000.00	295,000.00	1,180,000.00	1,180,000.00				
General Services	502114000	655,000.00		655,000.00			163,750.00	163,750.00	163,750.00	163,750.00	655,000.00	655,000.00				
Other General Services	502115000	655,000.00		655,000.00			163,750.00	163,750.00	163,750.00	163,750.00	655,000.00	655,000.00				
Repairs and Maintenance	502116000	200,000.00		200,000.00			50,000.00	50,000.00	50,000.00	50,000.00	200,000.00	200,000.00				
Repairs and Maintenance - Transportation Equipment	502117000	180,000.00		180,000.00			45,000.00	45,000.00	45,000.00	45,000.00	180,000.00	180,000.00				
Motor Vehicles	502118000	180,000.00		180,000.00			45,000.00	45,000.00	45,000.00	45,000.00	180,000.00	180,000.00				
Repairs and Maintenance - Other Property Plant and Equipment	502119000	20,000.00		20,000.00			5,000.00	5,000.00	5,000.00	5,000.00	20,000.00	20,000.00				
Other Property, Plant and Equipment	502120000	20,000.00		20,000.00			5,000.00	5,000.00	5,000.00	5,000.00	20,000.00	20,000.00				
Taxes, Insurance Premiums and Other Fees	502121000	330,000.00		330,000.00			82,500.00	82,500.00	82,500.00	82,500.00	330,000.00	330,000.00				
Taxes, Dues and Licenses	502122000	30,000.00		30,000.00			7,500.00	7,500.00	7,500.00	7,500.00	30,000.00	30,000.00				
Fidelity Bond Premiums	502123000	50,000.00		50,000.00			12,500.00	12,500.00	12,500.00	12,500.00	50,000.00	50,000.00				
Fidelity Bond Premiums	502124000	48,750.00		48,750.00			12,187.50	12,187.50	12,187.50	12,187.50	48,750.00	48,750.00				
Insurance Expenses	502125000	250,000.00		250,000.00			62,500.00	62,500.00	62,500.00	62,500.00	250,000.00	250,000.00				
Other Insurance and Operating Expenses	502126000	230,000.00		230,000.00			57,500.00	57,500.00	57,500.00	57,500.00	230,000.00	230,000.00				
Advertising Expenses	502127000	300,000.00		300,000.00			75,000.00	75,000.00	75,000.00	75,000.00	300,000.00	300,000.00				
Printing and Publication Expenses	502128000	234,000.00		234,000.00			58,500.00	58,500.00	58,500.00	58,500.00	234,000.00	234,000.00				
Representation Expenses	502129000	1,150,000.00		1,150,000.00			287,500.00	287,500.00	287,500.00	287,500.00	1,150,000.00	1,150,000.00				
Rent Lease Expenses	502130000	880,000.00		880,000.00			220,000.00	220,000.00	220,000.00	220,000.00	880,000.00	880,000.00				
Rent - Building and Structures	502131000	580,000.00		580,000.00			145,000.00	145,000.00	145,000.00	145,000.00	580,000.00	580,000.00				
Rent - Equipment	502132000	300,000.00		300,000.00			75,000.00	75,000.00	75,000.00	75,000.00	300,000.00	300,000.00				
Subscripton Expenses	502133000	150,000.00		150,000.00			37,500.00	37,500.00	37,500.00	37,500.00	150,000.00	150,000.00				
Other Subscription Expenses	502134000	150,000.00		150,000.00			37,500.00	37,500.00	37,500.00	37,500.00	150,000.00	150,000.00				
Other Maintenance and Operating Expenses	502135000	128,000.00		128,000.00			32,000.00	32,000.00	32,000.00	32,000.00	128,000.00	128,000.00				
Waste Maintenance	502136000	128,000.00		128,000.00			32,000.00	32,000.00	32,000.00	32,000.00	128,000.00	128,000.00				
Capital Outlays	502137000	203,300,000.00		203,300,000.00			50,825,000.00	50,825,000.00	50,825,000.00	50,825,000.00	203,300,000.00	203,300,000.00				
Property, Plant and Equipment Outlay	502138000	200,000,000.00		200,000,000.00			50,000,000.00	50,000,000.00	50,000,000.00	50,000,000.00	200,000,000.00	200,000,000.00				
Buildings and Other Structures	502139000	200,000,000.00		200,000,000.00			50,000,000.00	50,000,000.00	50,000,000.00	50,000,000.00	200,000,000.00	200,000,000.00				
Buildings	502140000	200,000,000.00		200,000,000.00			50,000,000.00	50,000,000.00	50,000,000.00	50,000,000.00	200,000,000.00	200,000,000.00				
Transportation Equipment Outlay	502141000	3,300,000.00		3,300,000.00			825,000.00	825,000.00	825,000.00	825,000.00	3,300,000.00	3,300,000.00				
Motor Vehicles	502142000	3,300,000.00		3,300,000.00			825,000.00	825,000.00	825,000.00	825,000.00	3,300,000.00	3,300,000.00				
II. Automatic Appropriations																
Retirement and Life Insurance Premiums	01104102	2,402,000.00		2,402,000.00			600,500.00	600,500.00	600,500.00	600,500.00	2,402,000.00	2,402,000.00				
Personal Services	501203000	2,402,000.00		2,402,000.00			600,500.00	600,500.00	600,500.00	600,500.00	2,402,000.00	2,402,000.00				
Retirement and Life Insurance Premiums	501203000	2,402,000.00		2,402,000.00			600,500.00	600,500.00	600,500.00	600,500.00	2,402,000.00	2,402,000.00				
Retirement and Life Insurance Premiums	501203000	2,402,000.00		2,402,000.00			600,500.00	600,500.00	600,500.00	600,500.00	2,402,000.00	2,402,000.00				
III. Special Purpose Fund																
Miscellaneous Personnel Benefits Fund	01104406	807,776.00		807,776.00			201,944.00	201,944.00	201,944.00	201,944.00	807,776.00	807,776.00				
Personal Services	807776.00	807,776.00		807,776.00			201,944.00	201,944.00	201,944.00	201,944.00	807,776.00	807,776.00				
Other Compensation	807776.00	807,776.00		807,776.00			201,944.00	201,944.00	201,944.00	201,944.00	807,776.00	807,776.00				
Other Bonuses and Allowances	807776.00	807,776.00		807,776.00			201,944.00	201,944.00	201,944.00	201,944.00	807,776.00	807,776.00				
Performance Based Bonus - Civilian	807776.00	807,776.00		807,776.00			201,944.00	201,944.00	201,944.00	201,944.00	807,776.00	807,776.00				
Personnel and Salary Fund	01104407	525,784.00		525,784.00			131,446.00	131,446.00	131,446.00	131,446.00	525,784.00	525,784.00				
Personnel Services	525784.00	525,784.00		525,784.00			131,446.00	131,446.00	131,446.00	131,446.00	525,784.00	525,784.00				
Other Personnel Benefits	525784.00	525,784.00		525,784.00			131,446.00	131,446.00	131,446.00	131,446.00	525,784.00	525,784.00				
Terminal Leave Benefits	525784.00	525,784.00		525,784.00			131,446.00	131,446.00	131,446.00	131,446.00	525,784.00	525,784.00				
Other Personnel Benefits - Civilian	525784.00	525,784.00		525,784.00			131,446.00	131,446.00	131,446.00	131,446.00	525,784.00	525,784.00				
Other Personnel Benefits	525784.00	525,784.00		525,784.00			131,446.00	131,446.00	131,446.00	131,446.00	525,784.00	525,784.00				
Other Personnel Benefits	525784.00	525,784.00		525,784.00			131,446.00	131,446.00	131,446.00	131,446.00	525,784.00	525,784.00				
GRAND TOTAL		290,374,000.00	1,333,560.00	292,207,540.00	292,207,560.00		73,085,872.75	73,085,872.75	73,085,872.75	73,085,872.75	292,207,560.00	292,207,560.00				

Certified Correct:

Certified Correct:

Recommended By:

Approved By:

M
MILA C. MANALASTAS
~~Supervisor of Budget Administration~~
~~Agency Chief Accountant~~
Date:

Walter
KRISTINE DALE T. CORPUZ
~~Agency Chief Accountant~~
Date:

Amador
ELMIRA S. CRUZ-CAISIDO
~~Director FMS~~
~~Deputy Executive Director IV~~
Date:

[Signature]
ROMENA CANDICE M. RITZ
~~Head of Agency or Authorized Representative~~
Date:

This report was generated using the Unified Reporting System on 14/10/2018 10:43

10/14/2018

FAR 1B

MILA G. MANALASTAS
Mariano
Budget Reporting Administrative Officer
Date: 12/Oct/2018

This report was generated using the Unified Reporting System on 14/10/2018 13:03

STATEMENT OF APPROVED BUDGET, UTILIZATIONS, DISBURSEMENTS AND BALANCES
As of September 30, 2018

Department: Department of Budget and Management (DBM)
Agency: Government Procurement Policy Board-Technical Support Office
Operating Unit: N/A
Organization Code (UACS): 060020000000

Report Status: NOT APPLICABLE

PARTICULARS	UACS CODE	APPROVED BUDGET				BUDGET UTILIZATION				DISBURSEMENTS				BALANCES			
		Approved Budgeted Revenue	Adjustments (Additions, Reduction, Realignment)	Adjusted Budgeted Revenue	1st Quarter Ending March 31	2nd Quarter Ending June 30	3rd Quarter Ending Sept. 30	4th Quarter Ending Dec. 31	Total	1st Quarter Ending March 31	2nd Quarter Ending June 30	3rd Quarter Ending Sept. 30	4th Quarter Ending Dec. 31	Total	Unutilized Budget	Due and Demandable / Accounts Payable	Not Yet Due and Demandable
1	2	3	4	5=3+(-4)	6	7	8	9	10=(6+7+8+9)	11	12	13	14	15=(11+12+13+14)	16=(5-10)	17	18
GRAND TOTAL																	
PS																	
MODE																	
Fin Ex																	
CO																	

Certified Correct:
Mila C. Manalastas
MILA C. MANALASTAS
Supervising Administrative Officer
Agency Budget Officer

Certified Correct:
Walter Dale P. Corpuz
WALTER DALE P. CORPUZ
Accountant III
Agency Chief Accountant

Recommended By:
Elmira S. Cruz-Caisido
ELMIRA S. CRUZ-CAISIDO
Deputy Executive Director IV


Approved By:
Rolma Candice M. Ruiz
ROLMA CANDICE M. RUIZ
Head of Agency or Authorized Representative


This report was generated using the Unified Reporting System on 01/10/2018 18:31


SUMMARY OF APPROVED BUDGET, UTILIZATIONS, DISBURSEMENTS AND BALANCES BY OBJECT OF EXPENDITURES
As of the Quarter Ending September 30, 2018


Department : Department of Budget and Management (DBM)
 Agency : Government Procurement Policy Board-Technical Support Office
 Operating Unit : N/A
 Organization Code (UACS) : 060020000000
 Fund Cluster : 01 - Regular Agency Fund
 Report Status : NOT APPLICABLE

Particulars	UACS CODE	Approved Budget				Budget Utilization				Disbursements				Balances				
		Approved Budgeted Revenue	Adjustments (Additions, Reductions, Reassignment)	Adjusted Budgeted Revenue	1st Quarter Ending March 31	2nd Quarter Ending June 30	3rd Quarter Ending Sept. 30	4th Quarter Ending Dec. 31	Total	1st Quarter Ending March 31	2nd Quarter Ending June 30	3rd Quarter Ending Sept. 30	4th Quarter Ending Dec. 31	Total	Unutilized Budget	Due and Demandable Accounts Payable	Net Yet Due and Demandable	
1	2	3	4	5=3+(4)	6	7	8	9	10=(6+7+8+9)	11	12	13	14	15=(11+12+13+14)	16=(5-10)	17	18	
L Agency Specific Budget																		
GRAND TOTAL																		
Grand Total																		

Certified Correct: 
MILA C. MANALASTAS
 Supervising Administrative Officer
 Agency Budget Administrator
 Date:

Certified Correct: 
KRISTINE DALE T. CORPUZ
 Accountant III
 Agency Chief Accountant
 Date:

Recommended By: 
ELMIRA S. CRUZ-CAISIDO
 Executive Director IV
 Date:

Approved By: 
REGINA CANDICE M. RUTZ
 Head of Agency or Authorized Representative
 Date:

This report was generated using the Unified Reporting System on 01/10/2019 18:32

MONTHLY REPORT OF DISBURSEMENTS
For the month of July, 2018

Department: Department of Budget and Management (DBM) Agency: Government Procurement Policy Board-Technical Support Office
 Organization Code (UACS): 060020000000 Fund Cluster: 01 - Regular Agency Fund Operating Unit: N/A
 Report Status: SUBMITTED

PARTICULARS	CURRENT YEAR BUDGET					PRIOR YEAR'S ACCOUNTS PAYABLE					CURRENT YEAR'S ACCOUNTS PAYABLE					PRIOR YEAR'S BUDGET					CURRENT YEAR'S ACCOUNTS PAYABLE					PRIOR YEAR'S BUDGET					CURRENT YEAR'S ACCOUNTS PAYABLE					REMARKS	
	PS	MODE	CO	Fin. Exp	CO	PS	MODE	CO	Fin. Exp	CO	PS	MODE	CO	Fin. Exp	CO	PS	MODE	CO	Fin. Exp	CO	PS	MODE	CO	Fin. Exp	CO	PS	MODE	CO	Fin. Exp	CO							
Notice of Cash Allocation (NCA)	1,745,275.12			939,174.45		6,823,096.22					2,948,687.04					2,948,687.04					1,745,275.12			972,924.45		6,823,096.22											
MDS Checks Issued	519,168.35			172,004.50		691,162.85					10,159,487.47					10,159,487.47					519,168.35			172,004.50		691,162.85											
Advices to Debit Account	1,226,116.77			767,169.95		1,993,286.72					2,250.00					2,250.00					1,226,116.77			800,919.55		2,027,036.72											
Notice of Transfer of Allocation (NTA)																																					
MDS Checks Issued																																					
Advices to Debit Account																																					
Working Fund (NCA Issued to BTA)																																					
Tag Remittance Advices Issued (TRA)																																					
Cash Disbursement Calling (CDC)																																					
Non-Cash Available Authority (NCAA)																																					
Others (GDT, BTA Docs Stamp, etc.)																																					
TOTAL	191,201.00			37,036.47		228,237.47					2,250.00					2,250.00					191,201.00			39,266.47		230,467.47											

Summary

PARTICULARS	PREVIOUS REPORT	CURRENT MONTH	AS OF DATE
Total Disbursement Authorities Received	29,278,828.00	9,929,000.00	39,207,828.00
NCA			
Working Fund			
TRA	1,584,751.43	230,467.47	1,815,218.90
CDC			
NCAA			
Others (GDT, BTA Docs Stamp, etc.)			
Less: Number of Transfer Allocations (NTA) issued	30,883,579.43	10,159,487.47	41,023,066.90
Total Disbursement Authorities Available	6,893,096.22	6,893,096.22	6,893,096.22
Less: Legated NCA	23,970,483.21	2,948,687.04	26,919,170.25
Disbursements	30,883,579.43	7,210,800.43	38,094,379.86
Balance of Disbursements Authorities as of to date	23,970,483.21	10,159,487.47	34,129,970.68
Total Disbursements Program	23,970,483.21	2,948,687.04	26,919,170.25
Less: Actual Disbursements	6,893,096.22	7,210,800.43	14,103,896.65
Over/Under spending			

Certified Correct:

Approved By:

W. Dale T. Corpuz
W. DALE T. CORPUZ
 Agency Chief Accountant III
 Date: 14/Oct/2018

Rosemarie M. Rutz
ROSEMARIE M. RUTZ
 Head of Agency or Authorized Representative
 Date: 14/Oct/2018

MONTHLY REPORT OF DISBURSEMENTS
For the month of August, 2018

Department: Department of Budget and Management (DBM) Agency: Government Procurement Policy Board-Technical Support Office Operating Unit: N/A
 Organization Code (UACS): 060020000000 Fund Cluster: 01 - Regular Agency Fund Report Status: SUBMITTED

PARTICULARS	CURRENT YEAR BUDGET					PRIOR YEAR'S ACCOUNTS PAYABLE					CURRENT YEAR'S ACCOUNTS PAYABLE					PRIOR YEAR'S BUDGET					CURRENT YEAR'S ACCOUNTS PAYABLE					SUB-TOTAL					TRUST LIABILITIES					GRAND TOTAL					REMARKS				
	PS	MOOE	CO	Fin. Exp	CO	PS	MOOE	CO	Fin. Exp	CO	PS	MOOE	CO	Fin. Exp	CO	PS	MOOE	CO	Fin. Exp	CO	PS	MOOE	CO	Fin. Exp	CO	PS	MOOE	CO	Fin. Exp	CO	PS	MOOE	CO	Fin. Exp	CO										
Notice of Cash Allocation (NCA)	2,669,104.93	583,916.14				3,253,021.07					160,500.00					160,500.00					160,500.00					160,500.00																			
MDS Checks Issued	527,115.77	359,835.10				886,950.87					160,500.00					160,500.00					160,500.00					160,500.00																			
Advance to Debit Account	2,141,989.16	224,081.04				2,366,070.20																																							
Notice of Transfer of Allocation (NTA)																																													
MDS Checks Issued																																													
Advance to Debit Account																																													
Working Fund (NCA Issued to BTA)																																													
Pay Remittance Address Issued (TTSA)																																													
Grant Disbursement Ceiling (CDO)																																													
Non-Cash Settlement Authority (NCAA)																																													
Others (COT, BTT Does Stamp, etc.)																																													
Less: Notice of Transfer/Allocations (NTA) Issued																																													
Total Disbursements Available	41,023,088.90	1,397,137.88				42,420,226.78					17,000.00					17,000.00					289,912.98					256,524.00																			
Less:																																													
Lapsed NCA	6,893,096.22					6,893,096.22																																							
Disbursements	26,919,170.25	3,703,434.05				30,622,604.30																																							
Balance of Disbursements Authorities as of the date	7,210,800.43	(2,306,298.07)				4,904,502.36																																							
Total Disbursements Program	41,023,088.90	1,397,137.88				42,420,226.78																																							
Less - Actual Disbursements	26,919,170.25	3,703,434.05				30,622,604.30																																							
Over/Under spending	14,103,898.65	(2,306,298.07)				11,797,590.58																																							

Summary

PARTICULARS	PREVIOUS REPORT	CURRENT MONTH	AS OF DATE
(1)	(2)	(3)	(4)
Total Disbursement Authorities Received	39,207,828.00	1,107,225.00	40,315,053.00
NCA			
Working Fund			
TRSA	1,815,238.90	289,912.98	2,105,151.88
CDC			
NCA			
Others (COT, BTT Does Stamp, etc.)			
Less: Notice of Transfer/Allocations (NTA) Issued			
Total Disbursements Available	41,023,088.90	1,397,137.88	42,420,226.78
Less:			
Lapsed NCA	6,893,096.22		6,893,096.22
Disbursements	26,919,170.25	3,703,434.05	30,622,604.30
Balance of Disbursements Authorities as of the date	7,210,800.43	(2,306,298.07)	4,904,502.36
Total Disbursements Program	41,023,088.90	1,397,137.88	42,420,226.78
Less - Actual Disbursements	26,919,170.25	3,703,434.05	30,622,604.30
Over/Under spending	14,103,898.65	(2,306,298.07)	11,797,590.58

Certified Correct:

Approved By:

Walter
CHRISTINE DALE J. CORPUZ
Agency Chairperson

ROMENA CANDICE M. RUIZ
Head of Agency or Authorized Representative
Date: 14/Oct/2018

This report was generated using the Unified Reporting System on 14/10/2018 12:20

MONTHLY REPORT OF DISBURSEMENTS
For the month of September, 2018


Department: Department of Budget and Management (DBM)										Agency: Government Procurement Policy Board-Technical Support Office										Operating Unit: N/A									
Organization Code (UACS): 060020000000										Fund Cluster: 01 - Regular Agency Fund										Report Status: SUBMITTED									
PARTICULARS	CURRENT YEAR BUDGET					PRIOR YEARS ACCOUNTS PAYABLE					CURRENT YEAR'S ACCOUNTS PAYABLE					TRUST LIABILITIES					GRAND TOTAL					REMARKS			
	PS	MOOE	Fin. Exp	CO	TOTAL	PS	MOOE	Fin. Exp	CO	TOTAL	PS	MOOE	Fin. Exp	CO	TOTAL	PS	MOOE	Fin. Exp	CO	TOTAL									
1																													
Notice of Cash Allocation (NCA)	1,133,516.56	647,266.22			1,780,782.81					58,617.91					58,617.91														
MOS Checks Issued	29,529.46	288,025.22			317,554.68					58,617.91					58,617.91														
Advice to Debit Account	1,103,987.10	359,241.03			1,463,228.13					58,617.91					58,617.91														
Notice of Transfer of Allocation (NTA)																													
MOS Checks Issued																													
Advice to Debit Account																													
Working Fund (NCA issued to BTR)	174,879.00	15,979.31			190,858.31					3,907.85					3,907.85														
Tax Remittance Advices Issued (TRA)																													
Cash Disbursement Voucher (CDV)																													
Non-Cash Adjustment Authority (NCAA)																													
Others (GDI, BTR Docs Stamp, etc.)																													
Sub-Total																													
GRAND TOTAL																													

Summary

PARTICULARS	PREVIOUS REPORT	CURRENT MONTH	AS OF DATE
(1)	(2)	(3)	(4)
Total Disbursement Authorities Received			
NCA	40,315,053.00		40,315,053.00
Working Fund			
TRA	2,105,151.88	194,782.16	2,299,914.04
GDC			
NCAA			
Others (GDI, BTR Docs Stamp, etc.)			
Last Notice of Transfer Allocations (NTA) issued	42,420,204.88	194,782.16	42,614,987.04
Total Disbursement Authorities Available			
Legged NCA	6,893,096.22	3,065,103.54	9,958,199.76
Disbursements	30,627,208.30	2,024,182.98	32,651,391.28
Balance of Disbursement Authorities as of date	4,504,504.36	4,504,504.36	4,504,504.36
Total Disbursements Program	42,420,204.88	194,782.16	42,614,987.04
Less: Actual Disbursements	30,627,208.30	2,024,182.98	32,651,391.28
Over/Under Savings	11,792,996.58	1,839,400.72	13,632,401.30

Certified Correct:

Walter
CHRIS RIVERDALE / **TRICORPUS**
 Agency Chief Representative
 Date: 14/Oct/2018

Approved By:

REMEDI CANDICE M. RUIZ
 Head of Agency or Authorized Representative
 Date: 14/Oct/2018

QUARTERLY REPORT OF REVENUE AND OTHER RECEIPTS
As of the Quarter Ending September 30, 2018
(In Pesos)

Department: Department of Budget and Management (DBM)			Agency: Government Procurement Policy Board-Technical Support Office				Report Status: SUBMITTED						
Operating Unit: N/A			Organization Code (UACS): 060020000000										
CLASSIFICATION / SOURCES OF REVENUE AND OTHER RECEIPTS	UACS Code	REVENUE TARGET (Annual)	ACTUAL REVENUE AND OTHER RECEIPTS COLLECTIONS				CUMULATIVE REMITTANCE DEPOSITS TO DATE	VARIANCE	REMARKS				
			1st Quarter	2nd Quarter	3rd Quarter	4th Quarter	TOTAL	Remittance to BTR	Deposited with AGDB	Total	Amount	%	
			4	5	6	7	8=(4+5+6+7)	9	10	11=(9+10)	12=(8-3)	13=(12/3)	14
General Fund (formerly Fund 101)	2												
Seminar/Training Fees	4020204000		57,000.00	751,500.00	1,012,312.50		1,820,812.50	1,795,500.00		1,795,500.00	1,820,812.50		
Special Account in the General Fund (formerly Fund 105, 183, 401, 151-159)													
Off-Budget Accounts (formerly Fund 161 to 164, etc.)													
Capital Funds (formerly Fund 101-184, 187)													
TOTAL			57,000.00	751,500.00	1,012,312.50		1,820,812.50	1,795,500.00		1,795,500.00	1,820,812.50		

Certified Correct:

V. de los Angeles
CORRISTINE DALEY, CORPUZ
 Agency Chairperson

Approved By:

ROMY CANDICE M. RUIZ
 Head of Agency/Department Secretary
 Date: 14/Oct/2018

This report was generated using the Unified Reporting System on 14/10/2018 12:14