



Particulars	UACS CODE	Appropriation			Allotments					Current Year Obligations					Current Year Disbursements					Balances			
		Authorized Appropriation	Adjustments (Transfer To/From, Realignment)	Adjusted Appropriations	Allotments Received	Adjustments (Withdrawal, Realignment)	Transfer To	Transfer From	Adjusted Total Allotments	1st Quarter Ending March 31	2nd Quarter Ending June 30	3rd Quarter Ending Sept. 30	4th Quarter Ending Dec. 31	Total	1st Quarter Ending March 31	2nd Quarter Ending June 30	3rd Quarter Ending Sept. 30	4th Quarter Ending Dec. 31	Total	Unreleased Appropriations	Unobligated Allotment	Unpaid Obligations (15-20) = (23+24)	
																						Due and Demandable	Not Yet Due and Demandable
1	2	3	4	5=(3+4)	6	7	8	9	10=[(6+7)+8+9]	11	12	13	14	15=[(11+12+13+14)]	16	17	18	19	20=[(16+17+18+19)]	21=(5-10)	22=(10-15)	23	24
PS		1,781,000.00	180,000.00	1,961,000.00	1,781,000.00	180,000.00			1,961,000.00	463,307.84	468,844.11	459,387.80	449,197.09	1,840,636.84	463,307.84	468,844.11	459,387.80	449,197.09	1,840,636.84		120,175.16		
MOOE																							
Fin Ex																							
CO																							
III. Special Purpose Fund																							
Miscellaneous Personnel Benefits Fund	01101406		3,341,033.00	3,341,033.00	3,341,033.00				3,341,033.00		1,282,141.00		2,044,350.00	3,326,491.00		1,282,141.00		2,040,300.00	3,322,441.00		14,542.00	4,050.00	
Miscellaneous Personnel Benefits Fund	00009070100000		3,341,033.00	3,341,033.00	3,341,033.00				3,341,033.00		1,282,141.00		2,044,350.00	3,326,491.00		1,282,141.00		2,040,700.00	3,322,441.00		14,542.00	4,050.00	
Performance-Based Bonus	103009070100000		418,350.00	418,350.00	418,350.00				418,350.00				418,350.00	418,350.00				414,300.00	414,300.00			4,050.00	
PS			418,350.00	418,350.00	418,350.00				418,350.00				418,350.00	418,350.00				414,300.00	414,300.00			4,050.00	
For Payment of Compensation Adjustment	103009070700000		2,922,683.00	2,922,683.00	2,922,683.00				2,922,683.00		1,282,141.00		1,626,000.00	2,908,141.00		1,282,141.00		1,626,000.00	2,908,141.00		14,542.00		
PS			2,922,683.00	2,922,683.00	2,922,683.00				2,922,683.00		1,282,141.00		1,626,000.00	2,908,141.00		1,282,141.00		1,626,000.00	2,908,141.00		14,542.00		
Pension and Gratuity Fund	01101407		1,311,189.00	1,311,189.00	1,311,189.00				1,311,189.00		760,850.00	124,980.00	425,359.00	1,311,189.00		760,850.00	124,980.00	425,359.00	1,311,189.00				
Pension and Gratuity Fund	0000908000000000		1,311,189.00	1,311,189.00	1,311,189.00				1,311,189.00		760,850.00	124,980.00	425,359.00	1,311,189.00		760,850.00	124,980.00	425,359.00	1,311,189.00				
For payment of retirement and terminal leave benefits	282009080200000		425,359.00	425,359.00	425,359.00				425,359.00				425,359.00	425,359.00				425,359.00	425,359.00				
PS			425,359.00	425,359.00	425,359.00				425,359.00				425,359.00	425,359.00				425,359.00	425,359.00				
For payment of monetization of leave credits	103009080400000		885,830.00	885,830.00	885,830.00				885,830.00		760,850.00	124,980.00		885,830.00		760,850.00	124,980.00		885,830.00				
PS			885,830.00	885,830.00	885,830.00				885,830.00		760,850.00	124,980.00		885,830.00		760,850.00	124,980.00		885,830.00				
Sub-Total, SPF			4,652,222.00	4,652,222.00	4,652,222.00				4,652,222.00		2,042,991.00	124,980.00	2,469,709.00	4,637,670.00		2,042,991.00	124,980.00	2,465,659.00	4,633,670.00		14,542.00	4,050.00	
PS			4,652,222.00	4,652,222.00	4,652,222.00				4,652,222.00		2,042,991.00	124,980.00	2,469,709.00	4,637,670.00		2,042,991.00	124,980.00	2,465,659.00	4,633,670.00		14,542.00	4,050.00	
MOOE																							
Fin Ex																							
CO																							
GRAND TOTAL		37,984,000.00	4,832,222.00	42,816,222.00	42,816,222.00	180,000.00			42,816,222.00	5,564,478.69	9,315,169.19	5,791,289.38	10,612,871.75	31,255,809.01	5,594,478.69	9,298,260.10	5,691,198.47	10,302,506.05	30,855,443.31		11,500,412.99	55,365.70	345,000.00
PS		20,533,000.00	5,532,222.00	26,065,222.00	26,065,222.00	80,000.00			26,065,222.00	4,752,640.34	7,105,948.36	4,808,087.44	7,716,148.42	24,377,824.56	7,752,640.34	7,084,039.27	4,824,996.53	7,683,765.12	24,345,441.26		1,687,397.44	32,383.30	
MOOE		16,603,000.00	(700,000.00)	15,903,000.00	15,903,000.00	(700,000.00)			15,903,000.00	811,838.35	2,214,220.83	955,201.94	2,516,225.53	6,497,581.45	811,838.35	2,214,220.83	865,201.94	2,238,340.13	6,129,601.25		9,405,416.35	22,882.40	345,000.00
Fin Ex		1,000.00		1,000.00	1,000.00				1,000.00												1,000.00		
CO		847,000.00		847,000.00	847,000.00				847,000.00				380,400.80	380,400.80				380,400.80	380,400.80		466,598.20		

Certified Correct:

**MILA C. MANALASTAS**  
Supervising Administrative Officer

Date:

Certified Correct:

**KRISTINE DALE T. CORPUZ**  
Accountant III

Date:

Recommended By:

**ELMIRA S. CRUZ-CAISIDO**  
Deputy Executive Director IV

Date:

Approved By:

**MELISSA A. SANTIAGO-YAN**  
Deputy Executive Director IV

Date:



Particulars	UACS CODE	Appropriation			Allotments					Current Year Obligations					Current Year Disbursements					Balances			
		Authorized Appropriation	Adjustments (Transfer To)/From, Realignment	Adjusted Appropriations	Allotments Received	Adjustments (Withdrawal, Realignment)	Transfer To	Transfer From	Adjusted Total Allotments	1st Quarter	2nd Quarter	3rd Quarter	4th Quarter	Total	1st Quarter	2nd Quarter	3rd Quarter	4th Quarter	Total	Unreleased Appropriations	Unobligated Allotment	Unpaid Obligations (15-20) = (23+24)	
										Ending March 31	Ending June 30	Ending Sept. 30	Ending Dec. 31		Ending March 31	Ending June 30	Ending Sept. 30	Ending Dec. 31				Due and Demandable	Not Yet Due and Demandable
1	2	3	4	5=(3+4)	6	7	8	9	10=(8+(7)-5+9)	11	12	13	14	15=(11+12+13+14)	16	17	18	19	20=(16+17+18+19)	21=(5-10)	22=(10-15)	23	24
III. Special Purpose Fund																							
Sub-Total, SPF																							
PS																							
MOOE																							
Fin Ex																							
CO																							
<b>GRAND TOTAL</b>			8,208,969.68	8,208,969.68	8,208,969.68				8,208,969.68	54,000.00	648,592.00	663,710.00	1,869,449.79	3,136,151.79	54,000.00	648,992.00	663,710.00	1,689,149.79	3,105,611.79		4,972,817.89		180,000.00
PS																							
MOOE			7,807,205.64	7,807,205.64	7,807,205.64				7,807,205.64	54,000.00	591,792.00	663,710.00	1,763,149.79	3,092,651.79	54,000.00	591,792.00	663,710.00	1,603,149.79	2,912,051.79		4,714,553.85		180,000.00
Fin Ex																							
CO			401,764.04	401,764.04	401,764.04				401,764.04		57,200.00		86,300.00	143,500.00		57,200.00		86,000.00	143,500.00		258,014.04		

Certified Correct:

Certified Correct:

Recommended By:

Approved By:

**MILA C. MANALASTAS**  
 Supervising Administrative Officer  
 Budget Officer  
 Date:

**KRISTINE DALE A. CORPUZ**  
 Accountant III  
 Chief Accountant  
 Date:

**ELMIRA S. CRUZ-CAISIDO**  
 Deputy Executive Director IV  
 Director, FMS  
 Date:

**MELISSA A. SANTIAGO-YAN**  
 Deputy Executive Director IV  
 Agency Head/Department  
 Date:











**SUMMARY OF APPROPRIATIONS, ALLOTMENTS, OBLIGATIONS AND BALANCES BY OBJECT OF EXPENDITURES**  
As of the Quarter Ending December 31, 2016

Department: Department of Budget and Management (DBM)

Authorization: 02 - Continuing Appropriations

Agency: Government Procurement Policy Board-Technical Support Office

Operating Unit: N/A

Organization Code (UACS): 06002000000

Fund Cluster: 01 - Regular Agency Fund

Particulars	UACS CODE	Appropriation			Allotments			Current Year Obligations					Current Year Disbursements					Balances					
		Authorized Appropriation	Adjustments (Transfer (To)/From, Realignment)	Adjusted Appropriations	Allotments Received	Adjustments (Withdrawal, Realignment)	Transfer To	Transfer From	Adjusted Total Allotments	1st Quarter Ending March 31	2nd Quarter Ending June 30	3rd Quarter Ending Sept. 30	4th Quarter Ending Dec. 31	Total	1st Quarter Ending March 31	2nd Quarter Ending June 30	3rd Quarter Ending Sept. 30	4th Quarter Ending Dec. 31	Total	Unreleased Appropriations	Unobligated Allotment	Unpaid Obligations (15-20) = (23+24)	
1	2	3	4	5=(3+4)	6	7	8	9	10=[(6+7)+8+9]	11	12	13	14	15=(11+12+13+14)	16	17	18	19	20=(16+17+18+19)	21=(5-10)	22=(10-15)	23	24
I. Agency Specific Budget																							
Specific Budgets of National Government Agencies	01102101		8,208,969.68	8,208,969.68	8,208,969.68				8,208,969.68	54,000.00	648,992.00	603,710.00	1,869,449.79	3,276,151.79	54,000.00	648,992.00	663,710.00	1,889,449.79	3,276,151.79			4,972,817.89	180,000.00
Maintenance and Other Operating Expenses			7,907,205.64	7,907,205.64	7,907,205.64				7,907,205.64	4,000.00	591,792.00	561,710.00	1,781,149.79	3,082,651.79	54,000.00	591,792.00	663,710.00	1,803,149.79	3,112,651.79			4,714,553.85	180,000.00
Traveling Expenses	502010000		1,297,723.74	1,297,723.74	1,297,723.74				1,297,723.74				68,478.04	68,478.04				68,478.04	68,478.04			1,229,245.70	
Traveling Expenses - Local	502010100		903,731.74	903,731.74	903,731.74				903,731.74				68,478.04	68,478.04				68,478.04	68,478.04			835,253.70	
Traveling Expenses - Foreign	502010200		393,992.00	393,992.00	393,992.00				393,992.00													393,992.00	
Training and Scholarship Expenses	502020000		2,388,725.00	2,388,725.00	2,388,725.00				2,388,725.00	528,792.00	609,710.00	1,096,128.75	2,234,630.75		528,792.00	609,710.00	1,096,128.75	2,234,630.75			154,094.25		
Training Expenses	502020100		2,388,725.00	2,388,725.00	2,388,725.00				2,388,725.00	528,792.00	609,710.00	1,096,128.75	2,234,630.75		528,792.00	609,710.00	1,096,128.75	2,234,630.75			154,094.25		
ICT Training Expenses	502020101		150,000.00	150,000.00	150,000.00				150,000.00													150,000.00	
Supplies and Materials Expenses	502030000		797,298.75	797,298.75	797,298.75				797,298.75	528,792.00	609,710.00	1,096,128.75	2,234,630.75		528,792.00	609,710.00	1,096,128.75	2,234,630.75			4,094.25		
Office Supplies Expenses	502030100		275,607.34	275,607.34	275,607.34				275,607.34													275,607.34	
Accountable Forms Expenses	502030200		132.50	132.50	132.50				132.50													132.50	
Drugs and Medicines Expenses	502030700		.50	.50	.50				.50													.50	
Fuel, Oil and Lubricants Expenses	502030900		69,916.10	69,916.10	69,916.10				69,916.10													69,916.10	
Other Supplies and Materials Expenses	502039000		451,642.31	451,642.31	451,642.31				451,642.31													451,642.31	
Utility Expenses	502040000		47,413.89	47,413.89	47,413.89				47,413.89													47,413.89	
Water Expenses	502040100		47,413.57	47,413.57	47,413.57				47,413.57													47,413.57	
Electricity Expenses	502040200		.32	.32	.32				.32													.32	
Communication Expenses	502050000		704,198.13	704,198.13	704,198.13				704,198.13	54,000.00	54,000.00	54,000.00	234,000.00	396,000.00	54,000.00	54,000.00	54,000.00	54,000.00	216,000.00			308,198.13	180,000.00
Postage and Courier Services	502050100		98,772.00	98,772.00	98,772.00				98,772.00													98,772.00	
Telephone Expenses	502050200		209,426.13	209,426.13	209,426.13				209,426.13													209,426.13	
Internet Subscription Expenses	502050300		396,000.00	396,000.00	396,000.00			34,000.00	396,000.00	54,000.00	54,000.00	54,000.00	234,000.00	396,000.00	54,000.00	54,000.00	54,000.00	54,000.00	216,000.00			180,000.00	
Professional Services	502110000		755,720.00	755,720.00	755,720.00				755,720.00													755,720.00	
Legal Services	502110100		5,720.00	5,720.00	5,720.00				5,720.00													5,720.00	
Consultancy Services	502110300		750,000.00	750,000.00	750,000.00				750,000.00													750,000.00	
General Services	502120000		405,778.63	405,778.63	405,778.63				405,778.63													405,778.63	



LIST OF ALLOTMENTS AND SUB-ALLOTMENTS  
As of the Quarter Ending December 31, 2016

Department: Department of Budget and Management (DBM)  
Agency: Government Procurement Policy Board-Technical Support Office  
Operating Unit: N/A  
Organization Code (UACS): 060020000000  
Fund Cluster: 01 - Regular Agency Fund

Authorization: 01 - Current Year Appropriations

No.	Allotments / Sub-Allotments		Funding Source		Allotments					Sub-Allotment to Regions/Operating Units					Total Allotments / Net of Sub-allotments				
	Number	Date	Description	UACS Code	PS	MOOE	CO	FINEX	Total	PS	MOOE	CO	FINEX	Total	PS	MOOE	CO	FINEX	Total
1	2	3	4	5	6	7	8	9	10=(6+7+8+9)	11	12	13	14	15=(11+12+13+14)	16	17	18	19	20=(16+17+18+19)
	A. Allotments Received From DBM																		
1	SARO-BMB-C-16-0001346	2016-03-03	Miscellaneous Personnel Benefits Fund	01101406	1,626,000.00				1,626,000.00						1,626,000.00				1,626,000.00
2	SARO-BMB-C-16-0001347	2016-03-03	Retirement and Life Insurance Premiums	01104102	180,000.00				180,000.00						180,000.00				180,000.00
3	SARO-BMB-C-16-0014278	2016-05-11	Miscellaneous Personnel Benefits Fund	01101406	1,296,683.00				1,296,683.00						1,296,683.00				1,296,683.00
4	SARO-BMB-C-16-0019336	2016-06-23	Pension and Gratuity Fund	01101407	760,850.00				760,850.00						760,850.00				760,850.00
5	SARO-BMB-C-16-0021691	2016-08-01	Pension and Gratuity Fund	01101407	124,980.00				124,980.00						124,980.00				124,980.00
6	SARO-BMB-C-16-0028190	2016-10-10	Pension and Gratuity Fund	01101407	69,878.00				69,878.00						69,878.00				69,878.00
7	SARO-BMB-C-16-0028300	2016-10-11	Miscellaneous Personnel Benefits Fund	01101406	414,300.00				414,300.00						414,300.00				414,300.00
8	SARO-BMB-C-16-0031161	2016-11-14	Pension and Gratuity Fund	01101407	355,481.00				355,481.00						355,481.00				355,481.00
9	SARO-BMB-C-16-0037133	2016-12-21	Specific Budgets of National Government Agencies	01101101	700,000.00				700,000.00						700,000.00				700,000.00
10	SARO-BMB-C-16-0038075	2016-12-28	Miscellaneous Personnel Benefits Fund	01101406	4,050.00				4,050.00						4,050.00				4,050.00
11		2017-01-20																	
	Sub-total				5,532,222.00				5,532,222.00						5,532,222.00				5,532,222.00
	B. Sub-allotments received from Central Office-Regional Office																		
	Total Allotments				5,532,222.00				5,532,222.00						5,532,222.00				5,532,222.00
	Summary by Funding Source Code:																		
			Miscellaneous Personnel Benefits Fund	01101406	3,341,033.00				3,341,033.00						3,341,033.00				3,341,033.00
			Specific Budgets of National Government Agencies	01101101	700,000.00				700,000.00						700,000.00				700,000.00
			Pension and Gratuity Fund	01101407	1,311,189.00				1,311,189.00						1,311,189.00				1,311,189.00
			Retirement and Life Insurance Premiums	01104102	180,000.00				180,000.00						180,000.00				180,000.00

Certified Correct

MILA C. MANALASTAS

Budget Supervising Administrative Officer

25 JAN 2017

STATEMENT OF APPROVED BUDGET, UTILIZATIONS, DISBURSEMENTS AND BALANCES  
As of December 31, 2016

Department: Department of Budget and Management (DBM)

Agency: Government Procurement Policy Board-Technical Support Office

Operating Unit: N/A

Organization Code (UACS): 060020000000

PARTICULARS	UACS CODE	APPROVED BUDGET			BUDGET UTILIZATION					DISBURSEMENTS					BALANCES		
		Approved Budgeted Revenue	Adjustments (Additions, Reduction, Realignment)	Adjusted Budgeted Revenue	1st Quarter Ending March 31	2nd Quarter Ending June 30	3rd Quarter Ending Sept. 30	4th Quarter Ending Dec. 31	Total	1st Quarter Ending March 31	2nd Quarter Ending June 30	3rd Quarter Ending Sept. 30	4th Quarter Ending Dec. 31	Total	Unutilized Budget	Unpaid Utilizations Due and Demandable / Accounts Payable	Not Yet Due and Demandable
1	2	3	4	5=(3+(-)4)	6	7	8	9	10=(6+7+8+9)	11	12	13	14	15=(11+12+13+14)	16=(5-10)	17	18
I. Agency Approved Budget																	
Specific Budgets of National Government Agencies	01101101	1,315,421.68		1,315,421.68	63,273.81	607,606.19			670,880.00	63,273.81	607,606.19			670,880.00	644,541.68		
General Administration and Support	0000010000000000	1,315,421.68		1,315,421.68	63,273.81	607,606.19			670,880.00	63,273.81	607,606.19			670,880.00	644,541.68		
General Administration and Support Services	0000010001000000	1,315,421.68		1,315,421.68	63,273.81	607,606.19			670,880.00	63,273.81	607,606.19			670,880.00	644,541.68		
General management and supervision	1030010001000001	1,315,421.68		1,315,421.68	63,273.81	607,606.19			670,880.00	63,273.81	607,606.19			670,880.00	644,541.68		
MOOE		1,315,421.68		1,315,421.68	63,273.81	607,606.19			670,880.00	63,273.81	607,606.19			670,880.00	644,541.68		
GRAND TOTAL		1,315,421.68		1,315,421.68	63,273.81	607,606.19			670,880.00	63,273.81	607,606.19			670,880.00	644,541.68		
PS																	
MOOE		1,315,421.68		1,315,421.68	63,273.81	607,606.19			670,880.00	63,273.81	607,606.19			670,880.00	644,541.68		
FinEx																	
CO																	

Certified Correct:

**MILA C. MANALASTAS**

Supervising Administrative Officer

Date:

Certified Correct:

**KRISTINE DALE G. CORPUZ**

Agency Chief Accountant

Date:

Recommended By:

**ELMIRA S. CRUZ-CAISIDO**

Deputy Executive Director IV

Date:

Approved By:

**MELISSA A. SANTIAGO-YAN**


Deputy Executive Director IV  
Head of Agency Representative

Date:


**SUMMARY OF APPROVED BUDGET, UTILIZATIONS, DISBURSEMENTS AND BALANCES BY OBJECT OF EXPENDITURES**  
**As of the Quarter Ending December 31, 2016**

Department : Department of Budget and Management (DBM)  
 Agency : Government Procurement Policy Board-Technical Support Office  
 Operating Unit : N/A  
 Organization Code (UACS) : 060020000000  
 Fund Cluster : 01 - Regular Agency Fund


Particulars	UACS CODE	Approved Budget			Budget Utilization					Disbursements					Balances		
		Approved Budgeted Revenue	Adjustments (Additions, Reductions, Realignment)	Adjusted Budgeted Revenue	1st Quarter Ending March 31	2nd Quarter Ending June 30	3rd Quarter Ending Sept. 30	4th Quarter Ending Dec. 31	Total	1st Quarter Ending March 31	2nd Quarter Ending June 30	3rd Quarter Ending Sept. 30	4th Quarter Ending Dec. 31	Total	Unutilized Budget	Unpaid Utilizations	
																Due and Demandable / Accounts Payable	Not Yet Due and Demandable
1	2	3	4	5=[3+(-)4]	6	7	8	9	10=(6+7+8+9)	11	12	13	14	15=(11+12+13+14)	16=(5-10)	17	18
I. Agency Specific Budget																	
Maintenance and Other Operating Expenses		1,315,421.68		1,315,421.68	60,273.81	607,606.19			670,880.00	63,273.81	607,606.19			670,880.00	644,541.68		
Training and Scholarship Expenses	5020201000	1,315,421.68		1,315,421.68	63,273.81	607,606.19			670,880.00	63,273.81	607,606.19			670,880.00	644,541.68		
Training Expenses	5020201000	1,315,421.68		1,315,421.68	63,273.81	607,606.19			670,880.00	63,273.81	607,606.19			670,880.00	644,541.68		
Training Expenses	5020201002	1,315,421.68		1,315,421.68	63,273.81	607,606.19			670,880.00	63,273.81	607,606.19			670,880.00	644,541.68		

Certified Correct:  
  
**MILA C. MANALASTAS**  
 Agency Supervising Administrative Officer

Date:

Certified Correct:  
  
**KRISTINE DALE P. CORPUZ**  
 Accountant III  
 Agency Chief Accountant

Date:

Recommended By:  
  
**ELMIRA S. CRUZ-CAISIDO**  
 Deputy Executive Director IV

Date:

Approved By:  
  
**MELISSA A. SANTIAGO-YAN**  
 Deputy Executive Director IV  
 Head of Agency Representative

Date:

**AGING OF DUE AND DEMANDABLE OBLIGATIONS**  
As of December 31, 2016

**Department:** Department of Budget and Management (DBM)  
**Agency:** Government Procurement Policy Board-Technical Support Office  
**Operating Unit:** N/A  
**Organization Code (UACS):** 060020000000

**Fund Cluster:** 01 - Regular Agency Fund

NAME OF CREDITOR	OBLIGATION REQUEST			AGING OF DUE AND DEMANDABLE OBLIGATIONS						REMARKS
	Number	Date	Amount	Amount	90 days and below	91 to 180 days	181 to 270 days	271 to 360 days	Beyond 360 days	
1	2	3	4	5	6	7	8	9	10	11
SIENA KAREN SD. PERALTA	01-101406-2016-12-00289	12/28/2016	4,050.00	4,050.00	4,050.00					
JOSELITO L. JAO	01-101101-2016-11-00245	11/29/2016	17,272.70	17,272.70	17,272.70					
PHILIPPINE DAILY INQUIRER	02-101101-2016-12-00288	12/28/2016	22,982.40	22,982.40	22,982.40					
RONIE A. ALPAPARA	01-101101-2016-12-00290	12/28/2016	11,060.60	11,060.60	11,060.60					
<b>TOTAL</b>			<b>55,365.70</b>	<b>55,365.70</b>	<b>55,365.70</b>					


Certified Correct:

  
**MILA C. MANALASTAS**  
Supervising Administrative Officer  
Date:

Certified Correct:

  
**KRISTINE DALE CORPUZ**  
Accountant III  
Agency Chief Accountant  
Date:

Recommended By:

  
**ELMIRA S. CRUZ-CAISIDO**  
Director, FMS/  
Deputy Executive Director IV  
Date:

Approved By:

  
**MELISSA A. SANTIAGO-YAN**  
Deputy Executive Director IV  
Head of Finance and Administration  
Representative  
Date:

**MONTHLY REPORT OF DISBURSEMENTS**  
For the month of October, 2016

Department: Department of Budget and Management (DBM)						Agency: Government Procurement Policy Board-Technical Support Office										Operating Unit: N/A																
Organization Code (UACS): 060020000000						Fund Cluster: 01 - Regular Agency Fund																										
PARTICULARS	CURRENT YEAR BUDGET					PRIOR YEAR'S BUDGET																SUB-TOTAL	TRUST LIABILITIES				GRAND TOTAL					REMARKS
	PS	MOOE	Fin. Exp	CO	TOTAL	PRIOR YEAR'S ACCOUNTS PAYABLE				CURRENT YEAR'S ACCOUNTS PAYABLE				TOTAL	PS	MOOE	CO	TOTAL	PS	MOOE	CO		TOTAL									
						7	8	9	10	11	12	13	14											15	16	17	18	19	20	21	22	
Notice of Cash Allocation (NCA)	1,731,251.73	309,406.00			2,040,657.73					21,703.45				470,929.46				492,632.91				19,000.00				19,000.00	1,750,251.73	702,089.97			2,452,341.70	
MDS Checks Issued	459,432.41	139,569.30			598,991.71					15,013.65				16,875.00				31,888.65				19,000.00				19,000.00	459,432.41	139,569.30			649,001.71	
Advice to Debit Account	1,271,819.32	169,927.56			1,441,746.88					6,750.00				422,954.46				429,704.46									1,271,819.32	169,927.56			1,441,746.88	
Notice of Transfer of Allocation (NTA)																																
MDS Checks Issued																																
Advice to Debit Account																																
Working Fund (NCA issued to BT)																																
Tax Remittance Advices Issued (TRA)	271,744.06	8,026.37			279,770.43					1,450.91				28,530.54				29,981.45								271,744.06	8,026.37			279,770.43		
Cash Disbursement Ceiling (CDC)																																
Non-Cash Available Authority (NCAA)																																
Others (CDT, BT, Doc Stamp, etc.)																																

**Summary**

PARTICULARS	PREVIOUS REPORT	CURRENT MONTH	AS OF DATE
(1)	(2)	(3)	(4)
Total Disbursement Authorities Received			
NCA	20,992,513.00	3,400,178.00	32,009,691.00
Working Fund			
TRA	2,393,676.95	309,721.86	2,703,408.81
CDC			
NCAA			
Others (CDT, BT, Doc Stamp, etc.)			
Less: Notice of Transfer Advices Issued			
Total Disbursements Authorities Available	31,386,189.95	3,709,909.86	35,193,099.81
Less:			
Lapsed NCA	7,643,419.52		7,643,419.52
Disbursements	23,742,770.43	2,831,073.58	26,573,844.01
Balance of Disbursements Authorities as of date		978,836.30	978,836.30
Total Disbursements Program	31,386,189.95	3,709,909.86	35,193,099.81
Less: Actual Disbursements	23,742,770.43	2,831,073.58	26,573,844.01
(Over) Under spending	7,643,419.52	978,836.30	8,619,255.82

Certified Correct:

*Kristine Daley P. Corpuz*  
**KRISTINE DALEY P. CORPUZ**  
Agency Chief Accountant III

Date:

Approved By:

*Melissa A. Santiago-Yan*  
**MELISSA A. SANTIAGO-YAN**  
Deputy Executive Director IV  
Head of the Office of the Government Procurement Representative  
Date:

**MONTHLY REPORT OF DISBURSEMENTS**  
For the month of November, 2016

Department: Department of Budget and Management (DBM)						Agency: Government Procurement Policy Board-Technical Support Office						Operating Unit: N/A															
Organization Code (UACS): 06002000000						Fund Cluster: 01 - Regular Agency Fund																					
PARTICULARS	CURRENT YEAR BUDGET					PRIOR YEAR'S ACCOUNTS PAYABLE					CURRENT YEAR'S ACCOUNTS PAYABLE					SUB-TOTAL	TRUST LIABILITIES				GRAND TOTAL					REMARKS	
	PS	MOOE	Fin. Exp	CO	TOTAL	PS	MOOE	Fin. Exp	CO	Sub-Total	PS	MOOE	Fin. Exp	CO	Sub-Total		TOTAL	PS	MOOE	CO	TOTAL	PS	MOOE	Fin. Exp	CO		TOTAL
	1	2	3	4	5	6	7	8	9	10	11	12	13	14	15		16	17	18	19	20	21	22	23	24		25
	2,921,447.93	358,925.72		351,800.00	3,632,174.45		1,875.00			1,875.00		257,264.51			257,264.51	257,264.51					2,921,447.93	358,925.72		351,800.00	3,632,174.45		
Notice of Cash Allocation (NCA)	777,703.64	131,235.27		351,800.00	1,260,738.91		1,875.00			1,875.00		257,264.51			257,264.51	257,264.51					777,703.64	131,235.27		351,800.00	1,260,738.91		
MDS Checks Issued	2,143,744.29	427,690.45			2,571,434.74							257,264.51			257,264.51	257,264.51					2,143,744.29	427,690.45			2,571,434.74		
Advice to Debit Account																											
Notice of Transfer of Allocations (NTA)																											
MDS Checks Issued																											
Advice to Debit Account																											
Working Fund (NCA issued to BII)																											
Tax Remittance Advices Issued (TRA)	376,754.50	3,057.64			379,812.14		125.00			125.00		12,581.35			12,581.35	12,581.35					376,754.50	3,057.64			379,812.14		
Cash Disbursement Ceiling (CDC)																											
Non-Cash Availment Authority (NCAA)																											
Others (CDT, BT, Docs Stamp, etc.)																											

**Summary**

PARTICULARS	PREVIOUS REPORT	CURRENT MONTH	AS OF DATE
(1)	(2)	(3)	(4)
Total Disbursement Authorities Received			
NCA	32,497,691.00	4,516,481.00	36,526,172.00
Working Fund			
TRA	2,761,406.85	397,328.67	3,100,736.90
CDC			
NCAA			
Others (CDT, BT, Docs Stamp, etc.)			
Less: Notice of Transfer Allocations (NTA) issued			
Total Disbursements Authorities Available	35,195,099.85	4,433,809.67	39,626,906.90
Less:			
Lapsed NCA	7,643,419.32		7,643,419.32
Disbursements	26,573,844.01	4,433,809.67	31,062,486.04
Balance of Disbursements Authorities as of to date	971,836.52	(54,812.96)	921,063.34
Total Disbursements Program	35,195,099.85	4,433,809.67	39,626,906.90
Less: * Actual Disbursements	26,573,844.01	4,433,809.67	31,062,486.04
Others Under spending	8,619,255.82	(54,812.96)	8,564,422.90

Certified Correct:

*Justine Dale Corpuz*  
**JUSTINE DALE CORPUZ**  
Accountant III  
Agency Chief Accountant

Date:

Approved By:

*Melissa A. Santiago-Yan*  
**MELISSA A. SANTIAGO-YAN**  
Deputy Executive Director IV  
Head of Procurement Authorized Representative

Date:



**MONTHLY REPORT OF DISBURSEMENTS**  
For the month of December, 2016

Department: Department of Budget and Management (DBM)						Agency: Government Procurement Policy Board-Technical Support Office						Operating Unit: N/A																	
Organization Code (UACS): 06002000000						Fund Cluster: 01 - Regular Agency Fund																							
PARTICULARS	CURRENT YEAR BUDGET					PRIOR YEAR'S BUDGET										SUB-TOTAL	TRUST LIABILITIES				GRAND TOTAL					REMARKS			
	PS	MOOE	Fin. Exp	CO	TOTAL	PRIOR YEAR'S ACCOUNTS PAYABLE					CURRENT YEAR'S ACCOUNTS PAYABLE						PS	MOOE	CO	TOTAL	PS	MOOE	Fin. Exp	CO	TOTAL				
	2	3	4	5	6=(2+3+4+5)	7	8	9	10	11=(7+8+9+10)	12	13	14	15	16=(12+13+14+15)	17=(11+16)	18=(17)	19	20	21	22=(19+20+21)	23	24	25	26	27=(23+24+25+26)	28		
Notice of Cash Allocation (NCA)	1,996,888.22	1,381,391.14		27,067.83	3,324,514.21	12,969.79				12,969.79				833,206.21	916,833.04	929,832.83	4,254,767.94					1,386,035.22	2,149,567.18		108,744.64	4,254,367.04			
MDS Checks Issued	373,260.03	441,222.39		27,067.85	841,550.27	12,969.79				12,969.79				384,543.00	466,219.79	479,189.53	1,720,710.85					373,260.03	518,755.18		108,744.64	1,320,760.85			
Advice to Debit Account	1,622,795.19	169,168.75			2,482,963.94									450,663.25		450,663.25	2,333,627.19					1,622,795.19	1,310,832.00			2,933,627.19			
Notice of Transfer of Allotment (NTA)																													
MDS Checks Issued																													
Advice to Debit Account																													
Working Fund (NCA issued to B Tr)																													
Tax Remittance Advances Issued (TRA)	386,481.65	56,064.54		1,312.15	444,078.37	504.65				504.65				29,937.50	4,623.21	34,560.71	15,425.36					386,481.65	88,306.69		6,153.30	475,941.64			
Cash Disbursement Using (CDC)																													
Non-Cash Advance of Authority (NCAA)																													
Others (CDT, BTr, Docs Stamp, etc.)																													

**Summary**

PARTICULARS	PREVIOUS REPORT	CURRENT MONTH	AS OF DATE
(1)	(2)	(3)	(4)
Total Disbursement Authorities Received			
NCA	36,126,172.00	3,339,000.00	39,465,172.00
Working Fund			
TRA	3,166,716.90	479,503.73	3,646,240.63
CDC			
NCAA			
Others (CDT, BTr, Docs Stamp, etc.)			
Less: Notice of Transfer Allotments (NTA) Issued			
Total Disbursements Authorities Available	39,292,908.90	3,818,503.73	43,111,412.63
Less:			
Lapsed NCA	7,661,419.52	25,666.50	7,687,086.02
Disbursements	31,062,436.04	4,773,870.77	35,796,306.81
Balance of Disbursements Authorities as of date	921,003.34	1,019,003.34	
Total Disbursements Program	38,626,988.96	3,818,503.73	42,445,492.69
Less: * Actual Disbursements	31,062,436.04	4,773,870.77	35,796,306.81
(Over) Under spending	7,564,552.86	(1,019,003.34)	6,545,549.52

Certified Correct:

*Kristine Dale T. Corpuz*  
**KRISTINE DALE T. CORPUZ**  
Accountant III  
Agency Chief

Date:

Approved By:

*Melissa A. Santiago-Yan*  
**MELISSA A. SANTIAGO-YAN**  
Deputy Executive Director IV  
Head of the Agency  
Representative  
Date:

**QUARTERLY REPORT OF REVENUE AND OTHER RECEIPTS**  
**As of the Quarter Ending December 31, 2016**  
**(In Pesos)**

Department: Department of Budget and Management (DBM)			Agency: Government Procurement Policy Board-Technical Support Office										
Operating Unit: N/A			Organization Code (UACS): 060020000000										
CLASSIFICATION / SOURCES OF REVENUE AND OTHER RECEIPTS	UACS Code	REVENUE TARGET (Annual)	ACTUAL REVENUE AND OTHER RECEIPTS COLLECTIONS					CUMULATIVE REMITTANCE /DEPOSITS TO DATE			VARIANCE		REMARKS
			1st Quarter	2nd Quarter	3rd Quarter	4th Quarter	TOTAL	Remittance to BTr	Deposited with AGDB	Total	Amount	%	
1	2	3	4	5	6	7	8=(4+5+6+7)	9	10	11=(9+10)	12=(8-3)	13=(12/3)	14
General Fund (formerly Fund 101)													
Special Account in the General Fund (formerly Fund 105, 183, 401, 151-159)													
Off-Budget Accounts (formerly Fund 161 to 164, etc.)													
Other Service Income	4020199099		334.40		200.64		535.04	535.04		535.04	535.04		
Seminar/Training Fees	4020204000		460,880.00	854,541.68	540,511.02	371,383.92	2,227,316.62	2,164,042.81	63,273.81	2,227,316.62	2,227,316.62		
Gain on Sale of Property, Plant and Equipment	4050104000				3,380.08		3,380.08	3,380.08		3,380.08	3,380.08		
Sale of Garnished/Confiscated/Abandoned/Seized Goods and Properties	4060101000				20,919.92		20,919.92	20,919.92		20,919.92	20,919.92		
Custodial Funds (formerly Fund 101-184, 187)													
<b>TOTAL</b>			461,214.40	854,541.68	565,011.66	371,383.92	2,252,151.66	2,188,877.85	63,273.81	2,252,151.66	2,252,151.66		

Certified Correct:

*Katrina*  
**KRISTINE DALE T. CORPUZ**  
**Accountant III**  
 Agency Chief Accountant

Date:

Approved By:

*Melissa A. Santiago-Yan*  
**MELISSA A. SANTIAGO-YAN**  
**Deputy Executive Director IV**  
 Head of Agency/Department Secretary

Date: